

2019
ÜRÜN KATALOĐU
PRODUCT CATALOGUE

 **MERiH**[®]
LIFT YOUR EXPECTATIONS



1977 yılında kurulan MERİH Asansör, 40 yılı aşkın tecrübesi ile otomatik kapı, kabin ve komple asansör sistemleriyle asansör sektörüne hizmet etmektedir.

Kentlerin ve mekanların ihtiyaçlarını karşılamak için yeni teknolojilerin ışığında sürekli gelişmeyi hedefleyen MERİH Asansör, kaliteden ödün vermeyen üretim anlayışı ile müşteri memnuniyetini ilke edinmiştir. MERİH Asansör alanında uzman üretim, yönetim ve satış ekibinin yanı sıra Ar-Ge departmanı ile inovasyonu sağlarken dikey ulaşım araçlarını 30.000 m² üretim sahasında yıllık 100.000 otomatik kapı, 5.000 kabin üretimi ve özel çözümlerini tecrübeli kadrosuyla hızla gelişen dünyanın hizmetine sunmaktadır.

MERİH Asansör, ülkemizde sektöre olan katkılarını 1998 yılından bugüne Atik ve 2008 bugüne Altes Asansör ile duyururken; komple asansör sistemleri ihracatı için kurduğu MARS Elevator ile uluslararası bir marka olma yolunda emin adımlarla ilerleyerek hem sektör hem de ülke gelişimine katkı sağlamaktadır. MERİH Asansör 5 kıtada 60'dan fazla ülkeye ihracatıyla yurt içi ve yurt dışında bir dünya markasıdır.

Merih Asansor was founded in 1977 as an elevator installation and maintenance company. With over 40 years of experience, today Merih Asansor is still continuing to serve this sector by manufacturing elevator doors, cabins and complete elevator solutions.

MERİH Asansor always aims to develop in light of new technologies in order to meet demands of fast-growing cities and without making compromises on quality. MERİH Asansör provides innovation in elevator field with its expert production, management and sales team together with R&D department. The company produces 100.000 units of automatic doors and 5.000 units of cabins annually in its 30.000 sq.meters production area.

MERİH Asansör made contribution to the sector in our country since 1998 till today with Atik Asansör and 2008 till today with Altes Asansör; together with MARS Elevator, a company established for the export of complete elevator systems, Merih Asansör is moving forward with the goal of becoming an international brand and contributing to the development of both global and domestic Elevator sectors. MERİH Asansör is a global brand in Turkey and abroad with exports to more than 60 countries at 5 continents.



YUSUF ATİK
Yönetim Kurulu Başkanı
Chairman

Değerli Meslektaşlarım,

Sürekli gelişen ve değişen bir dünyada yaşıyor, üretmeye ve katma değer sağlamaya çalışıyoruz. MERİH Asansör olarak bizde sektörümüzdeki yenilik ve ihtiyaçları takip edip ürün ve hizmet akışımızı doğru yönde ilerletmek gayesi içerisindeyiz. Siz değerli dostlarımıza kaliteli ürün ve hizmet sunabilmek adına hem Ar-Ge hem de ürün yatırımlarımıza hız kesmeden devam ediyoruz. Üretimin yanı sıra sektör içerisinde kalifiyeli elemanların var olması için mesleki eğitime önem veriyor, bu alanda meslek liseleri ve üniversiteler ile iş birliği içerisinde çalışıyoruz.

Biliyoruz ki kaliteli ürün üretmek, kaliteli hizmet üretmekle eş zamanlı ilerlemeli ve memnuniyet oluşturabilmelidir. Bizde uzman yönetim ve üretim ekibimiz ile birlikte ortak yaşamı paylaştığımız alanların, yaşamayı arzu ettiğimiz hayatların ve geleceğimizin daha güvenilir olması için çok çalışıyoruz.

Ne mutlu ki 40 yılı aşkın süredir sektör içerisinde yeniliklere öncülük eden çalışmalarımızla Türkiye'de örnek alınan, öncü kurum olmayı başardık. 1977 yılından bugüne dek yaptığımız gibi, zamanın ruhunu doğru okuyarak, teknolojik gelişmeleri takip ederek; hızla, cesaretle ve kararlılıkla çalışmalarımıza devam ediyoruz. MERİH Asansör olarak modern kentlerin ihtiyaç duyduğu teknolojik altyapıyla, yenilikçi uygulamalarımızla, kalite odaklı ve uluslararası standartlardaki ürünlerimizle birlikte sizi hep daha yükseğe çıkarmaya devam edeceğiz.

Sevgi ve saygılarımla

Yusuf ATİK

Dear Colleagues,

Today, we try to make production and add value to our products in a world that constantly develops and changes.

As MERİH Asansör we follow innovations and requirements of our sector and we always do our best to respond to the market demands and provide best commodities and services possible. We continue making our investments in both Re&De and our products in order to provide quality commodities and services for you, our dear friends. We give high importance to vocational education because we know that qualified employees are the basis of strong production in our sector. We also strongly cooperate with vocational high-schools and universities in this field.


It is a universal truth that in order to manufacture quality product one must also provide quality service and build customer satisfaction altogether. Our management and production teams work hard to ensure safer future and better lives.

It is great that we succeeded to become leading exemplary institution in Turkish elevator sector with our innovative working methods in 40 years since our foundation. We continue our works with courage and determination by following latest technological developments and market's latest demands since 1977.

As MERİH Asansör we will continue to raise you, our clients, with our technological applications and quality oriented products that comply with international standards.

Kind regards,

Yusuf ATİK



KAPILAR | DOORS

E-01

KAT KAPILARI LANDING DOORS

“Yenilikçi, sade tasarımı ve pratik montajı ile konut tipi yapıların vazgeçilmezi.”
“Innovative, pure design and easy installation door for residence type buildings.”

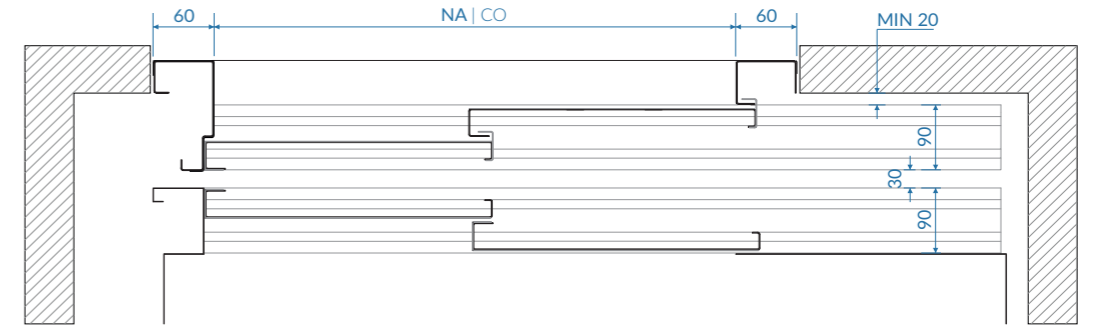


EN 81-58 | EN 81-20 / 50 | CE 0400

E-01

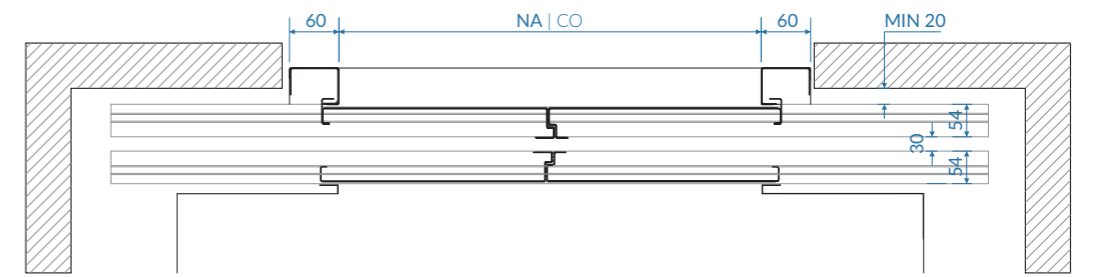

KAT KAPILARI LANDING DOORS

2 PANEL TELESKOPIK | 2 PANEL TELESCOPIC



NA: Net Giriş Açıklığı | CO: Clear Opening

2 PANEL MERKEZİ | 2 PANEL CENTRAL



NA: Net Giriş Açıklığı | CO: Clear Opening

STANDART ÖZELLİKLER | STANDARD FEATURES

KAPI TİPİ DOOR TYPE	ÇİZİM DRAWING	KAPI GENİŞLİĞİ (min) DOOR WIDTH	KAPI GENİŞLİĞİ (max) DOOR WIDTH	STANDART NET GİRİŞ YÜKSEKLİĞİ STANDART CLEAR HEIGHT	MAKSİMUM NET GİRİŞ YÜKSEKLİĞİ MAX. CLEAR HEIGHT	Sızdırmazlık Sınıfı Resistant Class			KASA YÜZEY İŞLEMLERİ SURFACE FINISHING OF FRAME
						E	EI	EW	
T2P		700 mm	900 mm	2000 mm	2100 mm	120	-	-	Ral Renkleri Ral Colors Paslanmazlar Stainless
M2P		700 mm	900 mm	2000 mm	2100 mm	120	-	-	Ral Renkleri Ral Colors Paslanmazlar Stainless

Ürünlerimiz hakkında daha detaylı bilgi almak için www.merihansor.com adresini ziyaret ediniz.
In order to more detailed information about our products, please visit www.merihansor.com

C-01

KAT KAPILARI

LANDING DOORS

“Güçlü konstrüksiyonu ve kolay montaj uygulaması ile yapılarınızın popüler tercihi...”
“Architecture’s popular choice with strong construction and easy installation...”



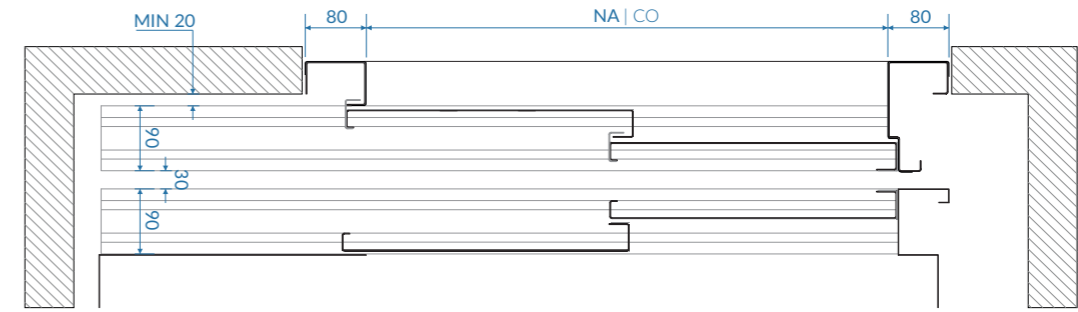
EN 81-58 | EN 81-20 / 50 | CE 0400

C-01

KAT KAPILARI

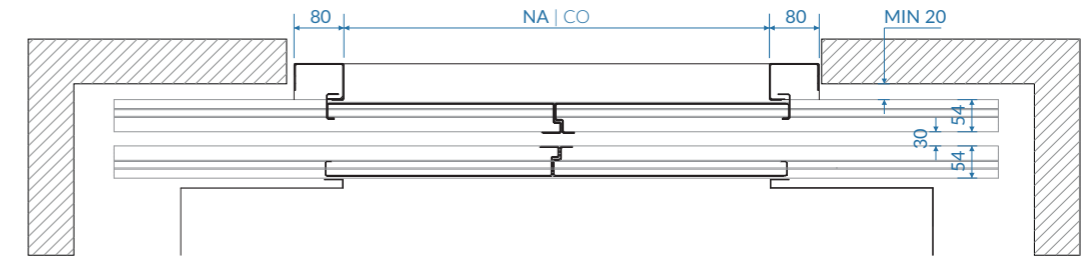

LANDING DOORS

2 PANEL TELESKOPIK | 2 PANEL TELESCOPIC



NA: Net Giriş Açıklığı | CO: Clear Opening

2 PANEL MERKEZİ | 2 PANEL CENTRAL



NA: Net Giriş Açıklığı | CO: Clear Opening

STANDART ÖZELLİKLER | STANDARD FEATURES

KAPI TİPİ DOOR TYPE	ÇİZİM DRAWING	KAPI GENİŞLİĞİ (min) DOOR WIDTH	KAPI GENİŞLİĞİ (max) DOOR WIDTH	STANDART NET GİRİŞ YÜKSEKLİĞİ STANDART CLEAR HEIGHT	MAKSİMUM NET GİRİŞ YÜKSEKLİĞİ MAX. CLEAR HEIGHT	Sızdırmazlık Sınıfı Resistant Class			KASA YÜZEY İŞLEMLERİ SURFACE FINISHING OF FRAME
						E	EI	EW	
T2P		700 mm	900 mm	2000 mm	2300 mm	120	45	60	Ral Renkleri Ral Colors Paslanmazlar Stainless
M2P		700 mm	900 mm	2000 mm	2300 mm	120	-	60	Ral Renkleri Ral Colors Paslanmazlar Stainless

Ürünlerimiz hakkında daha detaylı bilgi almak için www.merihansor.com adresini ziyaret ediniz.
In order to more detailed information about our products, please visit www.merihansor.com

C-01

KABİN KAPILARI

CAR DOORS

“Güçlü konstrüksiyonu ve kolay montaj uygulaması ile yapılarınızın popüler tercihi...”
“Architecture’s popular choice with strong construction and easy installation...”



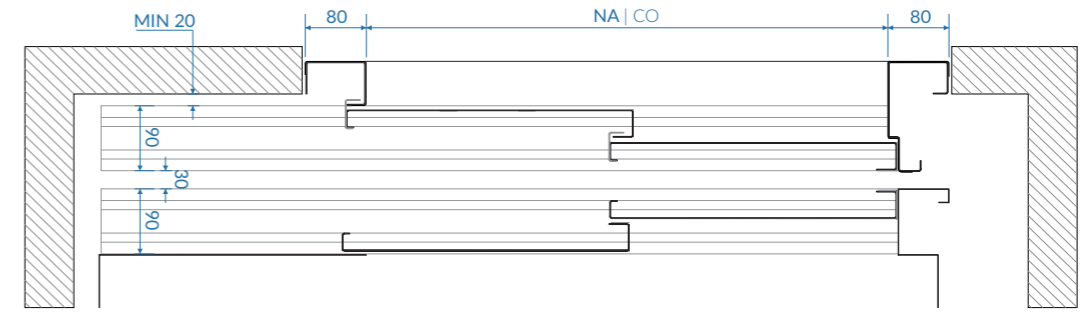

EN 81-58 | EN 81-20 / 50 | CE 0400

C-01

KABİN KAPILARI

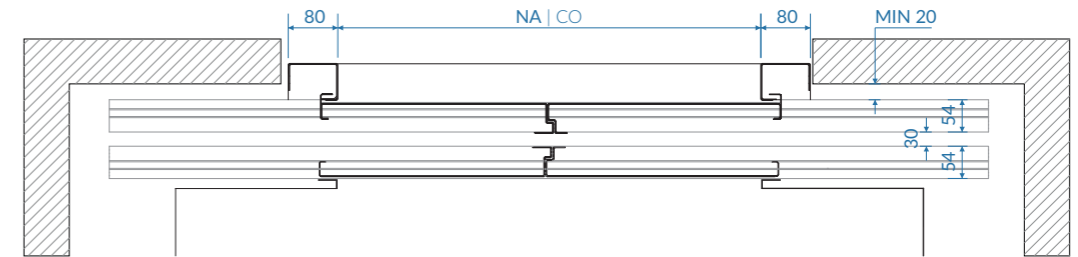

CAR DOORS

2 PANEL TELESKOPIK | 2 PANEL TELESCOPIC



NA: Net Giriş Açıklığı | CO: Clear Opening

2 PANEL MERKEZİ | 2 PANEL CENTRAL



NA: Net Giriş Açıklığı | CO: Clear Opening

STANDART ÖZELLİKLER | STANDARD FEATURES

KAPI TİPİ DOOR TYPE	ÇİZİM DRAWING	KAPI GENİŞLİĞİ (min) DOOR WIDTH	KAPI GENİŞLİĞİ (max) DOOR WIDTH	STANDART NET GİRİŞ YÜKSEKLİĞİ STANDART CLEAR HEIGHT	MAKSİMUM NET GİRİŞ YÜKSEKLİĞİ MAX. CLEAR HEIGHT	KASA YÜZEY İŞLEMLERİ SURFACE FINISHING OF FRAME
T2P		700 mm	900 mm	2000 mm	2300 mm	Ral Renkleri Ral Colors Paslanmazlar Stainless
M2P		700 mm	900 mm	2000 mm	2300 mm	Ral Renkleri Ral Colors Paslanmazlar Stainless

Ürünlerimiz hakkında daha detaylı bilgi almak için www.merihansor.com adresini ziyaret ediniz.
In order to more detailed information about our products, please visit www.merihansor.com

B-01

KAT KAPILARI LANDING DOORS

“Yüksek hızlı ve yüksek trafikli asansör sistemlerinin kullanıldığı her türlü mimari yapılar için estetik ve güçlü tercih...”
“Esthetics and strong choice for high velocity and high traffic elevator systems...”

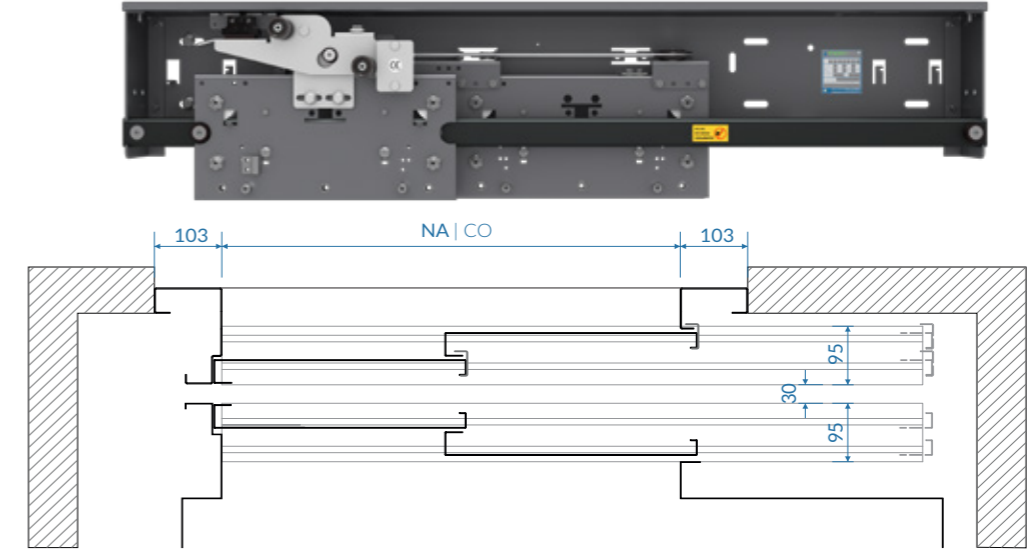


EN 81-58 | EN 81-20 / 50 | EN 81-72 | CE 0400

B-01

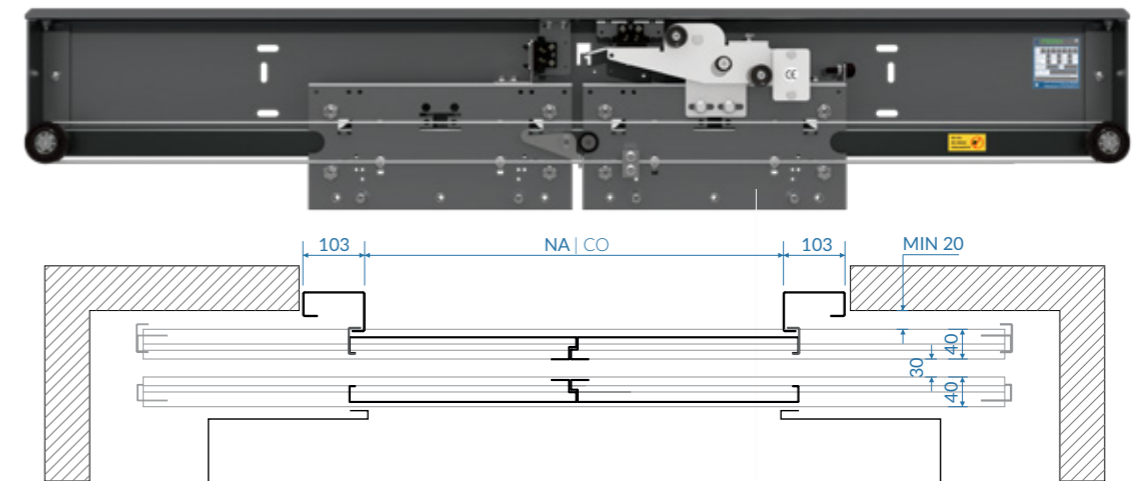
KAT KAPILARI LANDING DOORS

2 PANEL TELESKOPIK | 2 PANEL TELESCOPIC



NA: Net Giriş Açıklığı | CO: Clear Opening

2 PANEL MERKEZİ | 2 PANEL CENTRAL



NA: Net Giriş Açıklığı | CO: Clear Opening

STANDART ÖZELLİKLER | STANDARD FEATURES

KAPI TİPİ DOOR TYPE	ÇİZİM DRAWING	KAPI GENİŞLİĞİ (min) DOOR WIDTH	KAPI GENİŞLİĞİ (max) DOOR WIDTH	STANDART NET GİRİŞ YÜKSEKLİĞİ STANDART CLEAR HEIGHT	MAKSİMUM NET GİRİŞ YÜKSEKLİĞİ MAX. CLEAR HEIGHT	Sızdırmazlık Sınıfı Resistant Class			KASA YÜZEY İŞLEMLERİ SURFACE FINISHING OF FRAME
						E	EI	EW	
T2P		700 mm	1300 mm	2000 mm	2300 mm	120	60	60	Ral Renkleri Ral Colors Paslanmazlar Stainless Cam Seçenekleri Glass Options
M2P		700 mm	1300 mm	2000 mm	2300 mm	120	60	60	Ral Renkleri Ral Colors Paslanmazlar Stainless Cam Seçenekleri Glass Options

Ürünlerimiz hakkında daha detaylı bilgi almak için www.merihassansor.com adresini ziyaret ediniz.
In order to more detailed information about our products, please visit www.merihassansor.com

B-01

KABİN KAPILARI

CAR DOORS

“Yüksek hızlı ve yüksek trafikli asansör sistemlerinin kullanıldığı her türlü mimari yapılar için estetik ve güçlü tercih...”
“Esthetics and strong choice for high velocity and high traffic elevator systems...”



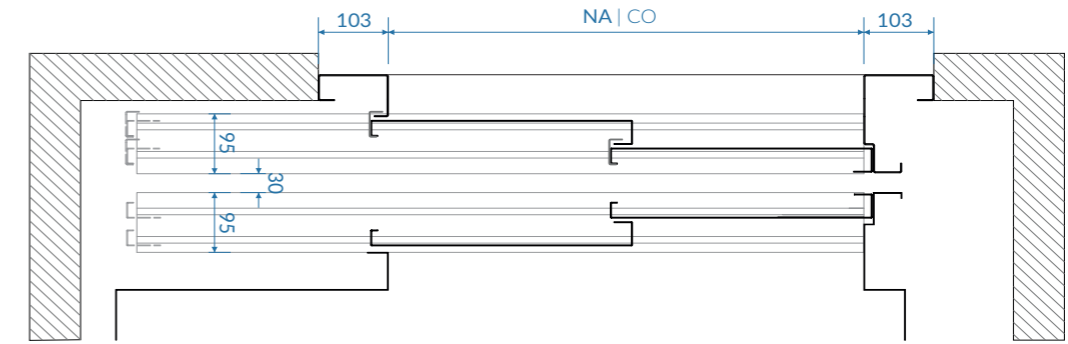
EN 81-58 | EN 81-20 / 50 | EN 81-72 | CE 0400

B-01

KABİN KAPILARI

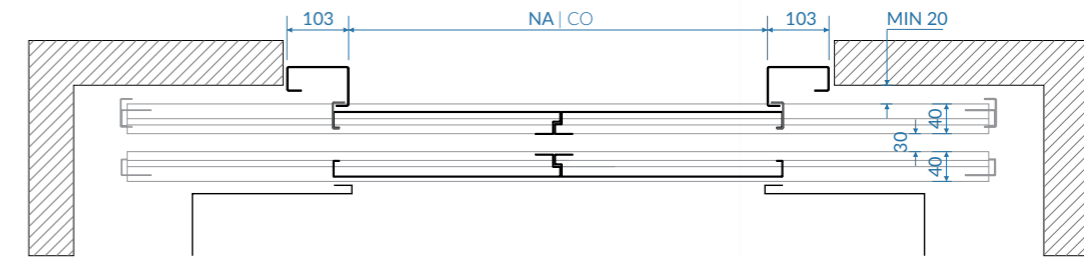
CAR DOORS

2 PANEL TELESKOPIK | 2 PANEL TELESCOPIC



NA: Net Giriş Açıklığı | CO: Clear Opening

2 PANEL MERKEZİ | 2 PANEL CENTRAL



NA: Net Giriş Açıklığı | CO: Clear Opening

STANDART ÖZELLİKLER STANDARD FEATURES						
KAPI TIPI DOOR TYPE	ÇİZİM DRAWING	KAPI GENİŞLİĞİ (min) DOOR WIDTH	KAPI GENİŞLİĞİ (max) DOOR WIDTH	STANDART NET GİRİŞ YÜKSEKLİĞİ STANDART CLEAR HEIGHT	MAKSİMUM NET GİRİŞ YÜKSEKLİĞİ MAX. CLEAR HEIGHT	KASA YÜZEY İŞLEMLERİ SURFACE FINISHING OF FRAME
T2P		700 mm	1300 mm	2000 mm	2300 mm	Ral Renkleri Ral Colors Paslanmazlar Stainless Cam Seçenekleri Glass Options
M2P		700 mm	1300 mm	2000 mm	2300 mm	Ral Renkleri Ral Colors Paslanmazlar Stainless Cam Seçenekleri Glass Options

Ürünlerimiz hakkında daha detaylı bilgi almak için www.merihassansor.com adresini ziyaret ediniz.
In order to more detailed information about our products, please visit www.merihassansor.com

B-01

KAT KAPILARI

LANDING DOORS

“Yüksek hızlı ve yüksek trafikli asansör sistemlerinin kullanıldığı her türlü mimari yapılar için estetik ve güçlü tercih...”
 “Esthetics and strong choice for high velocity and high traffic elevator systems...”



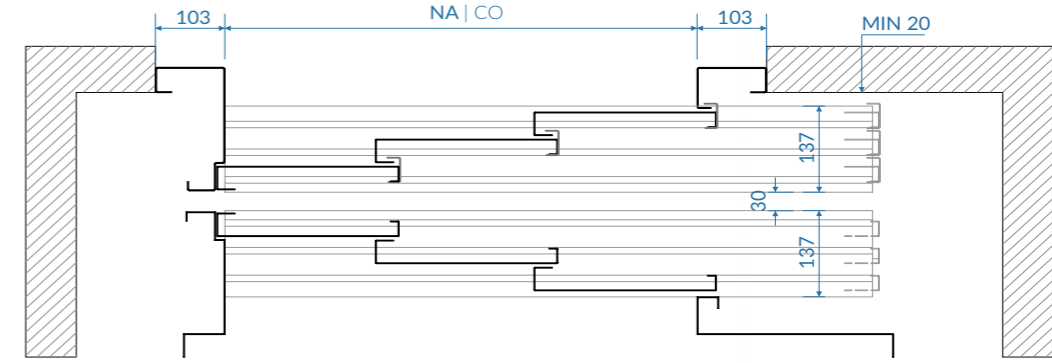
EN 81-58 | EN 81-20 / 50 | EN 81-72 | CE 0400

B-01

KAT KAPILARI

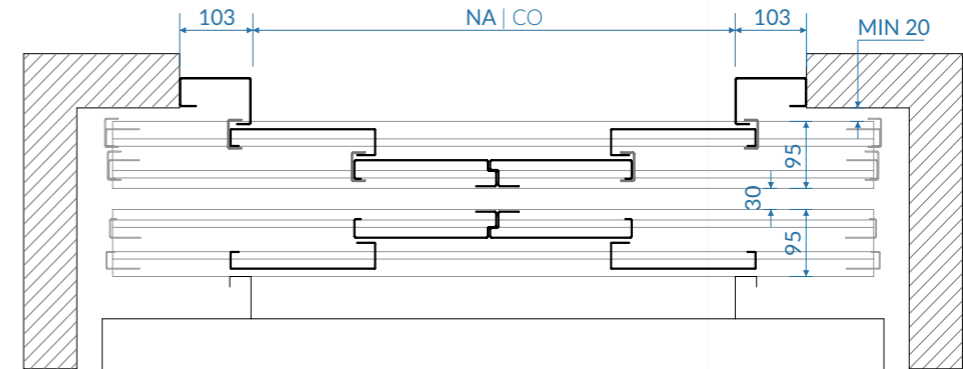

LANDING DOORS

3 PANEL TELESKOPIK | 3 PANEL TELESCOPIC



NA: Net Giriş Açıklığı | CO: Clear Opening

4 PANEL MERKEZİ | 4 PANEL CENTRAL



NA: Net Giriş Açıklığı | CO: Clear Opening

STANDART ÖZELLİKLER | STANDARD FEATURES

KAPI TİPİ DOOR TYPE	ÇİZİM DRAWING	KAPI GENİŞLİĞİ (min) DOOR WIDTH	KAPI GENİŞLİĞİ (max) DOOR WIDTH	STANDART NET GİRİŞ YÜKSEKLİĞİ STANDART CLEAR HEIGHT	MAKSİMUM NET GİRİŞ YÜKSEKLİĞİ MAX. CLEAR HEIGHT	Sızdırmazlık Sınıfı Resistant Class			KASA YÜZEY İŞLEMLERİ SURFACE FINISHING OF FRAME
						E	EI	EW	
T3P		700 mm	1300 mm	2000 mm	2300 mm	120	-	20	Ral Renkleri Ral Colors Paslanmazlar Stainless
M4P		700 mm	1300 mm	2000 mm	2300 mm	120	-	30	Ral Renkleri Ral Colors Paslanmazlar Stainless

Ürünlerimiz hakkında daha detaylı bilgi almak için www.merihassansor.com adresini ziyaret ediniz.
 In order to more detailed information about our products, please visit www.merihassansor.com

B-01

KABİN KAPILARI

CAR DOORS

“Yüksek hızlı ve yüksek trafikli asansör sistemlerinin kullanıldığı her türlü mimari yapılar için estetik ve güçlü tercih...”
 “Esthetics and strong choice for high velocity and high traffic elevator systems...”



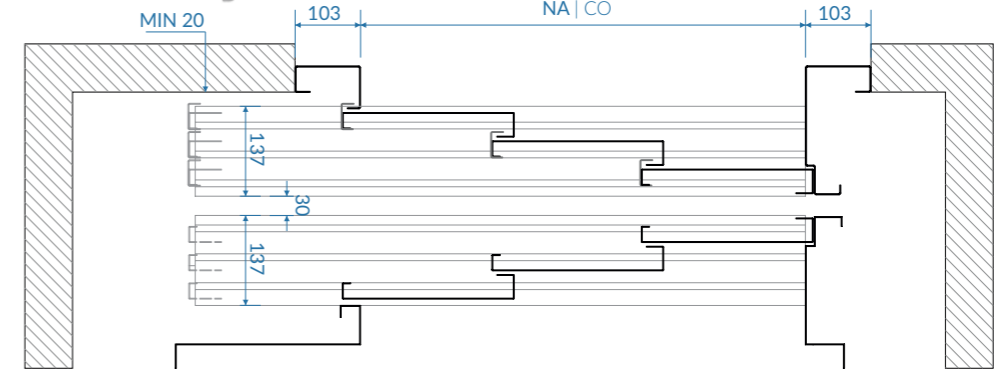
EN 81-58 | EN 81-20 / 50 | EN 81-72 | CE 0400

B-01

KABİN KAPILARI

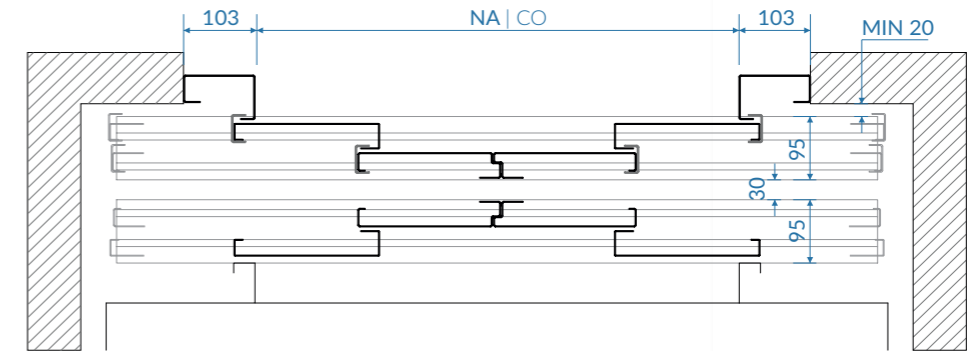
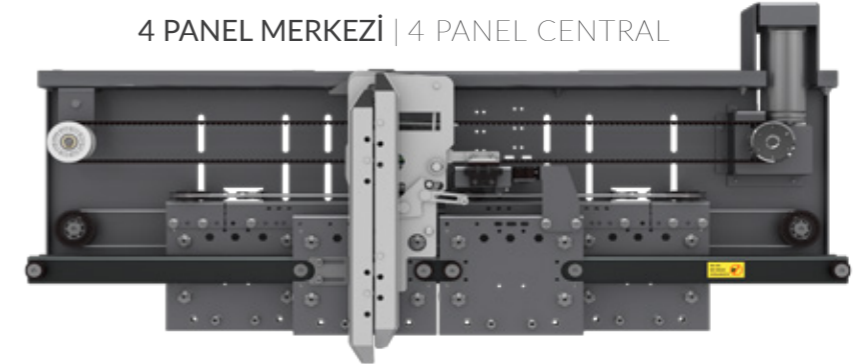
CAR DOORS

3 PANEL TELESKOPIK | 3 PANEL TELESCOPIC



NA: Net Giriş Açıklığı | CO: Clear Opening

4 PANEL MERKEZİ | 4 PANEL CENTRAL



NA: Net Giriş Açıklığı | CO: Clear Opening

STANDART ÖZELLİKLER | STANDARD FEATURES

KAPI TİPİ DOOR TYPE	ÇİZİM DRAWING	KAPI GENİŞLİĞİ (min) DOOR WIDTH	KAPI GENİŞLİĞİ (max) DOOR WIDTH	STANDART NET GİRİŞ YÜKSEKLİĞİ STANDART CLEAR HEIGHT	MAKSİMUM NET GİRİŞ YÜKSEKLİĞİ MAX. CLEAR HEIGHT	KASA YÜZEY İŞLEMLERİ SURFACE FINISHING OF FRAME
T3P		700 mm	1300 mm	2000 mm	2300 mm	Ral Renkleri Ral Colors Paslanmazlar Stainless
M4P		700 mm	1300 mm	2000 mm	2300 mm	Ral Renkleri Ral Colors Paslanmazlar Stainless

Ürünlerimiz hakkında daha detaylı bilgi almak için www.merihassansor.com adresini ziyaret ediniz.
 In order to more detailed information about our products, please visit www.merihassansor.com

B-01/AV

A N T I V A N D A L

KAT VE KABİN KAPISI | LANDING & CAR DOOR

“Kasıtlı tahribata karşı EN 81-71 Kategori II Kat ve Kabin Kapısı”
“EN 81-71 Category II Landing & Car Door against intentional destruction”




EN 81-58 | EN 81-20/50 | EN 81-71 | EN 81-72 | CE 0400

B-01/AV

A N T I V A N D A L

KAT VE KABİN KAPISI | LANDING & CAR DOOR



KULLANIM YERLERİ

Stadyumlar, Üst Geçitler, Tren İstasyonları, Acil Servis Bölümleri, Sosyal Konut Alanları

PLACE OF USE

Stadiums, Overpasses, Train Stations, Emergency Departments, Social Housing Areas

Ürünlerimiz hakkında daha detaylı bilgi almak için www.merihansor.com adresini ziyaret ediniz.
In order to more detailed information about our products, please visit www.merihansor.com

B-20

KAT KAPILARI
LANDING DOORS

"Minimize edilmiş ölçülerle üstün performans."
"Superb performance with minimized dimensions."

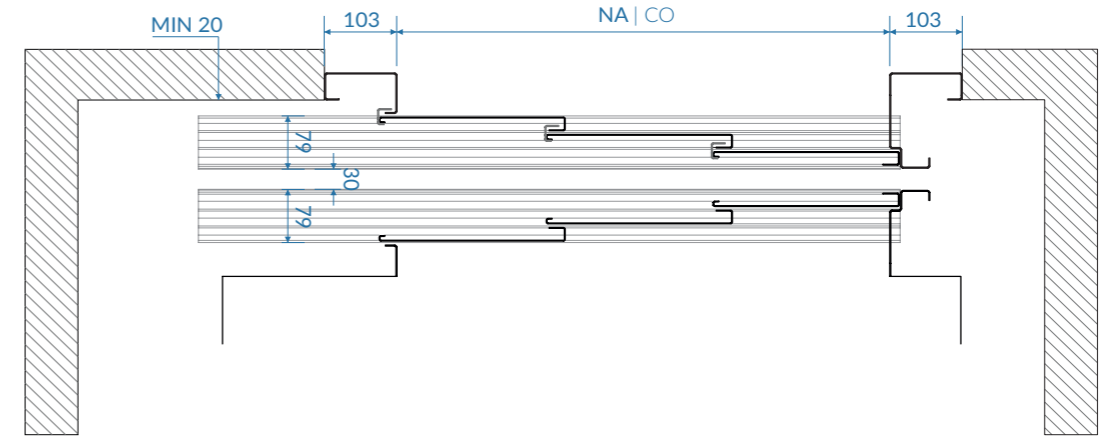


EN 81-58 | EN 81-20 / 50 | CE 0400

B-20

KAT KAPILARI
LANDING DOORS

3 PANEL TELESKOPIK | 3 PANEL TELESCOPIC



NA: Net Giriş Açıklığı | CO: Clear Opening

- ✓ 20 mm panel kalınlığı
- ✓ Daraltılmış mekanizma ölçüsü
- ✓ Modernizasyon uygulamalarına uygunluk
- ✓ Pratik Montaj
- ✓ 20 mm panel thickness
- ✓ Narrowed mechanism depth
- ✓ Compatibility with modernization applications
- ✓ Practical assembly

STANDART ÖZELLİKLER STANDARD FEATURES									
KAPI TİPİ DOOR TYPE	ÇİZİM DRAWING	KAPI GENİŞLİĞİ (min) DOOR WIDTH	KAPI GENİŞLİĞİ (max) DOOR WIDTH	STANDART NET GİRİŞ YÜKSEKLİĞİ STANDART CLEAR HEIGHT	MAKSİMUM NET GİRİŞ YÜKSEKLİĞİ MAX. CLEAR HEIGHT	Sızdırmazlık Sınıfı Resistant Class			KASA YÜZEY İŞLEMLERİ SURFACE FINISHING OF FRAME
						E	EI	EW	
T3P		700 mm	1300 mm	2000 mm	2300 mm	120	-	20	Ral Renkleri Ral Colors Paslanmazlar Stainless

Ürünlerimiz hakkında daha detaylı bilgi almak için www.merihansor.com adresini ziyaret ediniz.
In order to more detailed information about our products, please visit www.merihansor.com

B-20

KABİN KAPILARI
CAR DOORS

"Minimize edilmiş ölçülerle üstün performans."
"Superb performance with minimized dimensions."

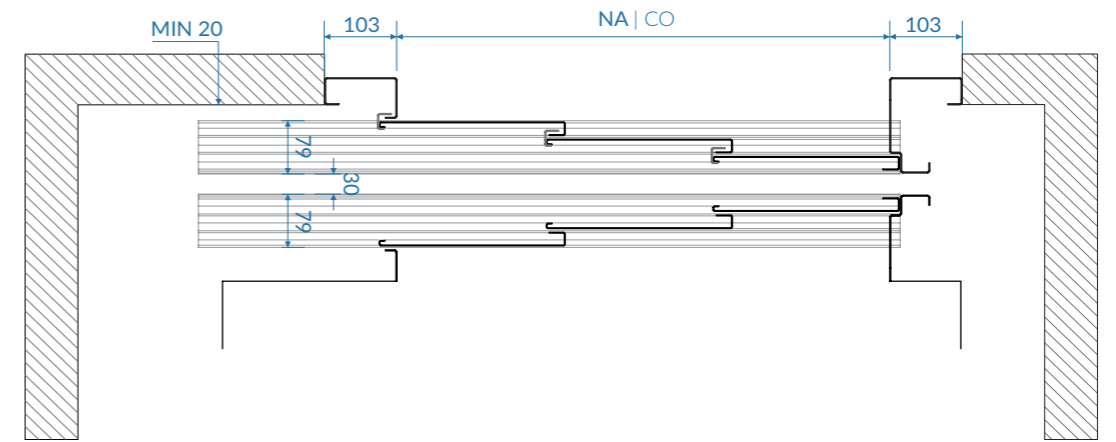


EN 81-58 | EN 81-20 / 50 | CE 0400

B-20

KABİN KAPILARI
CAR DOORS

3 PANEL TELESKOPIK | 3 PANEL TELESCOPIC



NA: Net Giriş Açıklığı | CO: Clear Opening

- ✓ 20 mm panel kalınlığı
- ✓ Daraltılmış mekanizma ölçüsü
- ✓ Modernizasyon uygulamalarına uygunluk
- ✓ Pratik Montaj
- ✓ 20 mm panel thickness
- ✓ Narrowed mechanism depth
- ✓ Compatibility with modernization applications
- ✓ Practical assembly

STANDART ÖZELLİKLER STANDARD FEATURES						
KAPI TIPI DOOR TYPE	ÇİZİM DRAWING	KAPI GENİŞLİĞİ (min) DOOR WIDTH	KAPI GENİŞLİĞİ (max) DOOR WIDTH	STANDART NET GİRİŞ YÜKSEKLİĞİ STANDART CLEAR HEIGHT	MAKSİMUM NET GİRİŞ YÜKSEKLİĞİ MAX. CLEAR HEIGHT	KASA YÜZEY İŞLEMLERİ SURFACE FINISHING OF FRAME
T3P		700 mm	1300 mm	2000 mm	2300 mm	Ral Renkleri Ral Colors Paslanmazlar Stainless

Ürünlerimiz hakkında daha detaylı bilgi almak için www.merihansor.com adresini ziyaret ediniz.
In order to more detailed information about our products, please visit www.merihansor.com

H-MAX

KAT KAPILARI

LANDING DOORS

“Endüstriyel yapıların yükünü hafifleten, kullanım konforu sağlayan, dayanıklı ve güçlü tercih...”
 “Right choice to relieve the heaviness of industrial buildings, provides comfort during usage...”



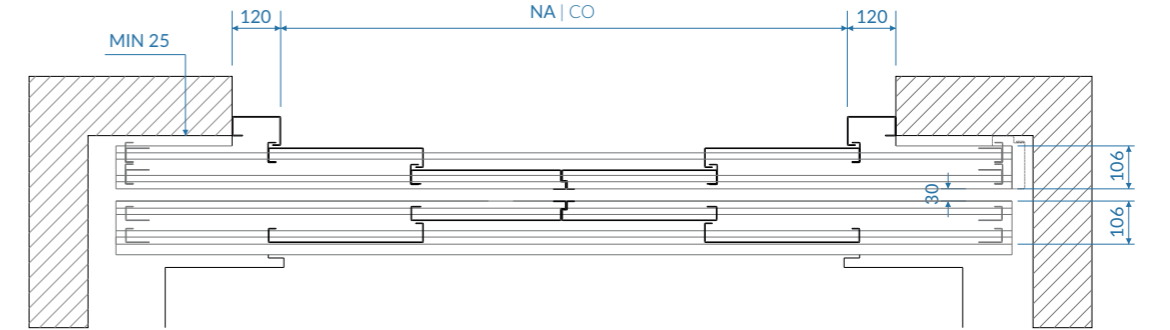

EN 81-58 | EN 81-20 / 50 | CE 0400

H-MAX

KAT KAPILARI

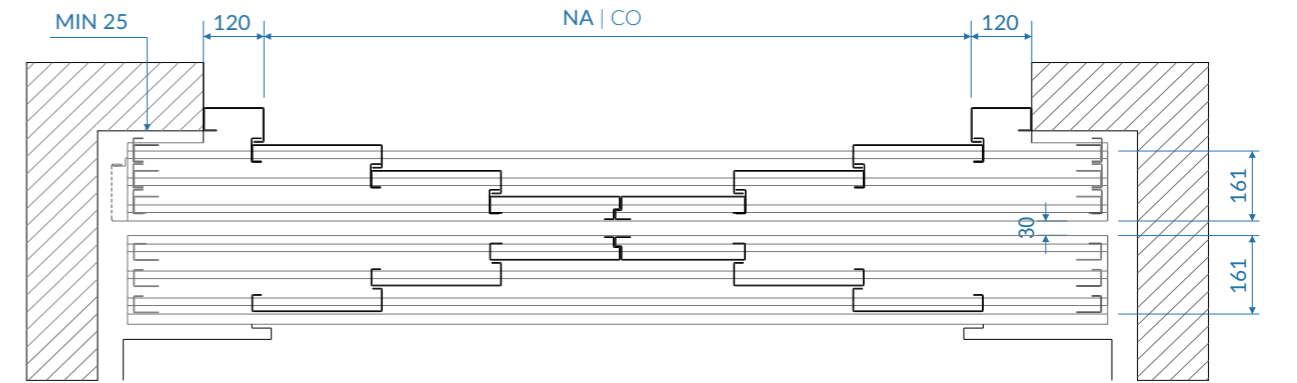

LANDING DOORS

4 PANEL MERKEZİ | 4 PANEL CENTRAL



NA: Net Giriş Açıklığı | CO: Clear Opening

6 PANEL MERKEZİ | 6 PANEL CENTRAL



NA: Net Giriş Açıklığı | CO: Clear Opening

STANDART ÖZELLİKLER | STANDARD FEATURES

KAPI TİPİ DOOR TYPE	ÇİZİM DRAWING	KAPI GENİŞLİĞİ (min) DOOR WIDTH	KAPI GENİŞLİĞİ (max) DOOR WIDTH	STANDART NET GİRİŞ YÜKSEKLİĞİ STANDART CLEAR HEIGHT	MAKSİMUM NET GİRİŞ YÜKSEKLİĞİ MAX. CLEAR HEIGHT	Sızdırmazlık Sınıfı Resistant Class			KASA YÜZEY İŞLEMLERİ SURFACE FINISHING OF FRAME
						E	EI	EW	
M6P		1400 mm	3500 mm	2000 mm	3000 mm	120	-	-	Ral Renkleri Ral Colors Nokta Paslanmaz Pointed Stainless Steel
M4P		1400 mm	3500 mm	2000 mm	3000 mm	120	-	-	Ral Renkleri Ral Colors Nokta Paslanmaz Pointed Stainless Steel

Ürünlerimiz hakkında daha detaylı bilgi almak için www.merihhasansor.com adresini ziyaret ediniz.
 In order to more detailed information about our products, please visit www.merihhasansor.com

H-MAX

KABİN KAPILARI
CAR DOORS

“Endüstriyel yapıların yükünü hafifleten, kullanım konforu sağlayan, dayanıklı ve güçlü tercih...”
“Right choice to relieve the heaviness of industrial buildings, provides comfort during usage...”

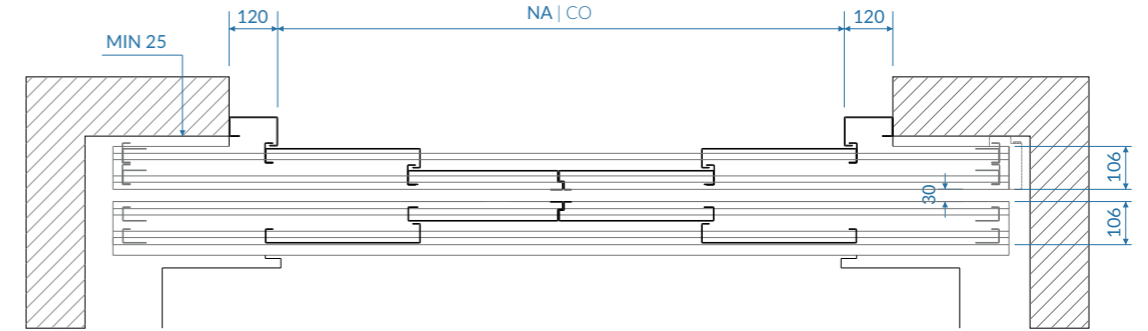
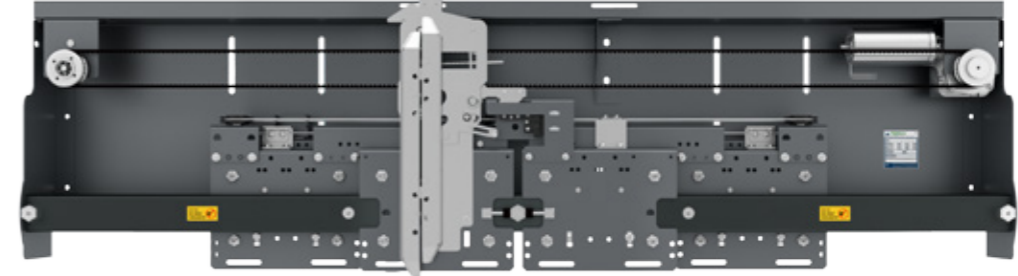


EN 81-58 | EN 81-20 / 50 | CE 0400

H-MAX

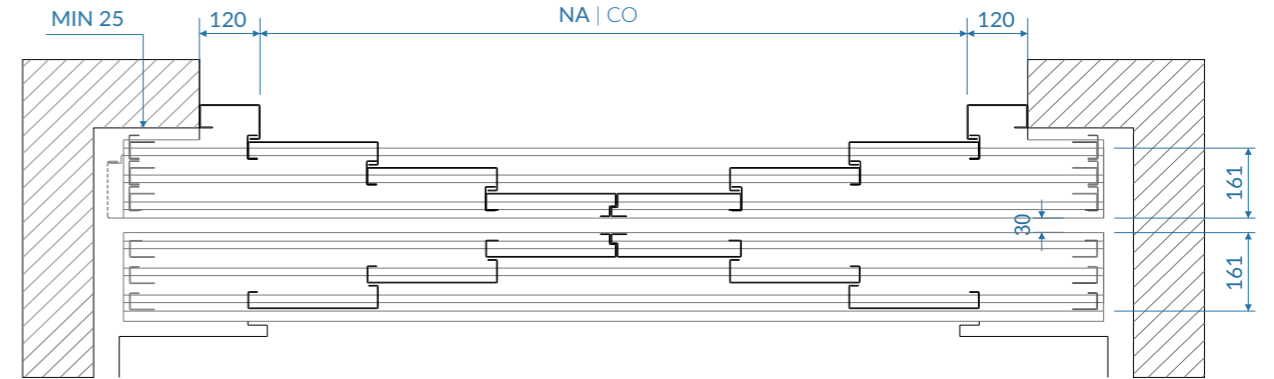
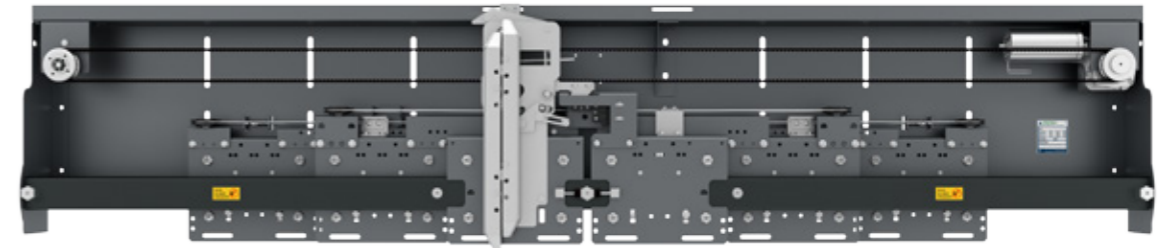
KABİN KAPILARI
CAR DOORS

4 PANEL MERKEZİ | 4 PANEL CENTRAL



NA: Net Giriş Açıklığı | CO: Clear Opening

6 PANEL MERKEZİ | 6 PANEL CENTRAL



NA: Net Giriş Açıklığı | CO: Clear Opening

STANDART ÖZELLİKLER | STANDARD FEATURES

KAPI TİPİ DOOR TYPE	ÇİZİM DRAWING	KAPI GENİŞLİĞİ (min) DOOR WIDTH	KAPI GENİŞLİĞİ (max) DOOR WIDTH	STANDART NET GİRİŞ YÜKSEKLİĞİ STANDART CLEAR HEIGHT	MAKSİMUM NET GİRİŞ YÜKSEKLİĞİ MAX. CLEAR HEIGHT	KASA YÜZEY İŞLEMLERİ SURFACE FINISHING OF FRAME
M6P		1400 mm	3500 mm	2000 mm	3000 mm	Ral Renkleri Ral Colors Nokta Paslanmaz Pointed Stainless Steel
M4P		1400 mm	3500 mm	2000 mm	3000 mm	Ral Renkleri Ral Colors Nokta Paslanmaz Pointed Stainless Steel

Ürünlerimiz hakkında daha detaylı bilgi almak için www.merihansor.com adresini ziyaret ediniz.
In order to more detailed information about our products, please visit www.merihansor.com

L-FIT

KAT KAPILARI

LANDING DOORS

“Modernizasyon uygulamaları için minimize edilmiş dizayn ve fonksiyonel çözüm.”
 “Functional solution and minimized design for modernization applications.”



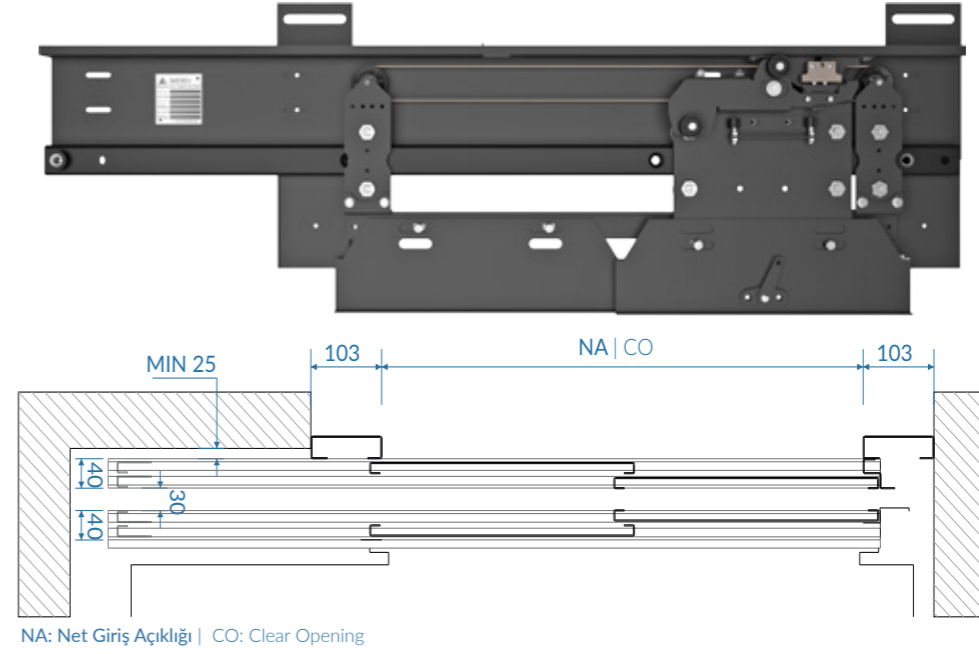
MODERNİZASYON UYGULAMALARI
 MODERNIZATION APPLICATIONS

L-FIT

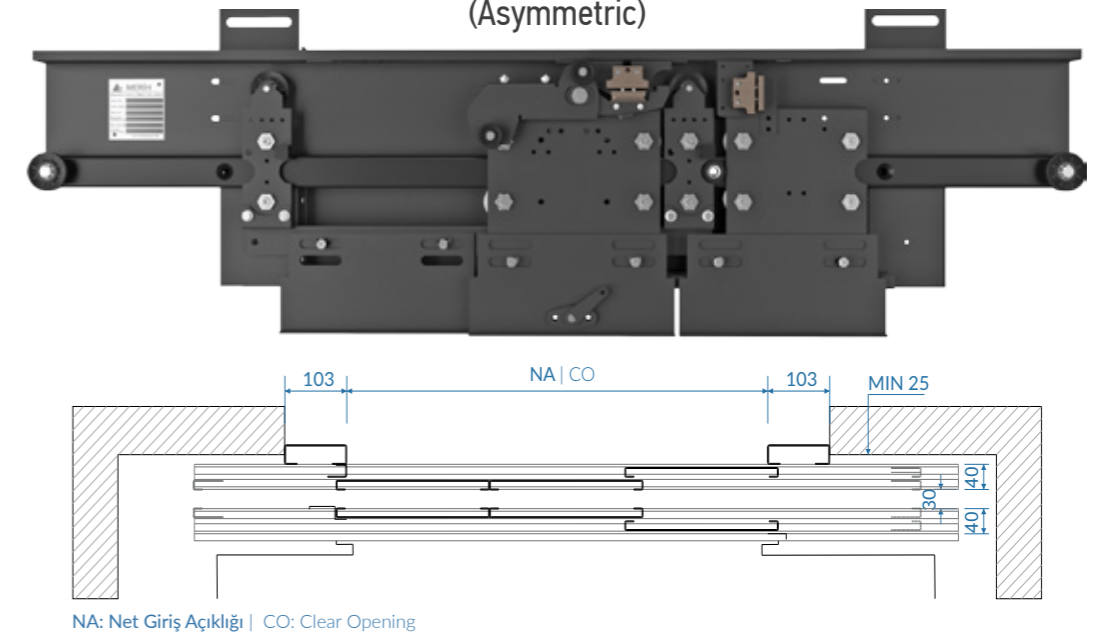
KAT KAPILARI

LANDING DOORS

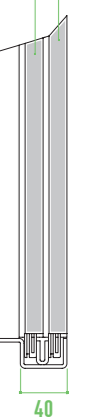
2 PANEL TELESKOPIK | 2 PANEL TELESCOPIC



3 PANEL MERKEZİ | 3 PANEL CENTRAL
 (Asymmetric)



Panel Kalınlığı
 Panel Thickness
 15 mm



STANDART ÖZELLİKLER | STANDARD FEATURES

KAPI TİPİ DOOR TYPE	ÇİZİM DRAWING	KAPI GENİŞLİĞİ (min) DOOR WIDTH	KAPI GENİŞLİĞİ (max) DOOR WIDTH	STANDART NET GİRİŞ YÜKSEKLİĞİ STANDART CLEAR HEIGHT	MAKSİMUM NET GİRİŞ YÜKSEKLİĞİ MAX. CLEAR HEIGHT	KASA YÜZEY İŞLEMLERİ SURFACE FINISHING OF FRAME
T2P		700 mm	1200 mm	2000 mm	2300 mm	Ral Renkleri Ral Colors Paslanmazlar Stainless
M3P		700 mm	1200 mm	2000 mm	2300 mm	Ral Renkleri Ral Colors Paslanmazlar Stainless

Ürünlerimiz hakkında daha detaylı bilgi almak için www.merihhasansor.com adresini ziyaret ediniz.
 In order to more detailed information about our products, please visit www.merihhasansor.com

L-FIT

KABİN KAPILARI

CAR DOORS

“Modernizasyon uygulamaları için minimize edilmiş dizayn ve fonksiyonel çözüm.”
 “Functional solution and minimized design for modernization applications.”



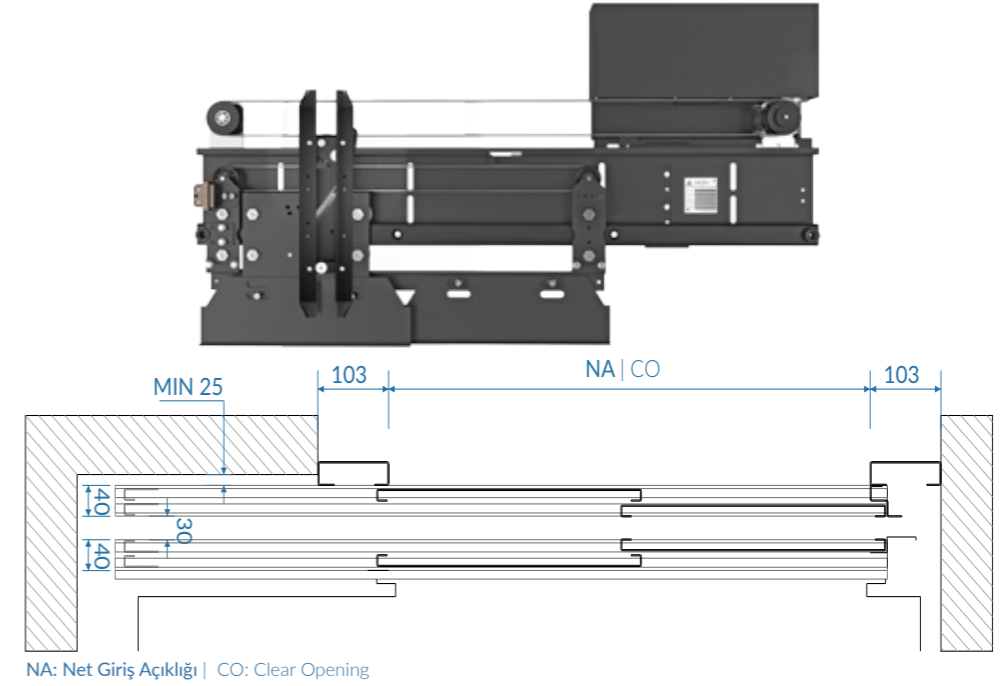
MODERNİZASYON UYGULAMALARI
 MODERNIZATION APPLICATIONS

L-FIT

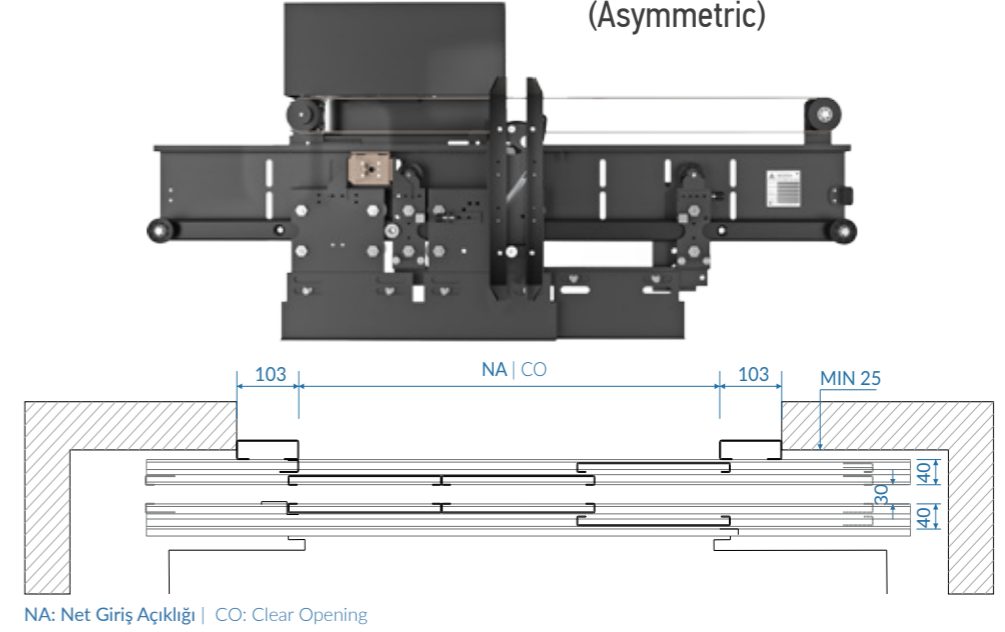
KABİN KAPILARI

CAR DOORS

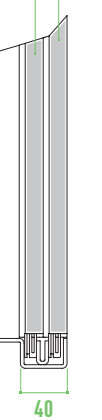
2 PANEL TELESKOPIK | 2 PANEL TELESCOPIC



3 PANEL MERKEZİ | 3 PANEL CENTRAL
 (Asymmetric)



Panel Kalınlığı
 Panel Thickness
 15 mm



STANDART ÖZELLİKLER STANDARD FEATURES						
KAPI TİPİ DOOR TYPE	ÇİZİM DRAWING	KAPI GENİŞLİĞİ (min) DOOR WIDTH	KAPI GENİŞLİĞİ (max) DOOR WIDTH	STANDART NET GİRİŞ YÜKSEKLİĞİ STANDART CLEAR HEIGHT	MAKSİMUM NET GİRİŞ YÜKSEKLİĞİ MAX. CLEAR HEIGHT	KASA YÜZEY İŞLEMLERİ SURFACE FINISHING OF FRAME
T2P		700 mm	1200 mm	2000 mm	2300 mm	Ral Renkleri Ral Colors Paslanmazlar Stainless
M3P		700 mm	1200 mm	2000 mm	2300 mm	Ral Renkleri Ral Colors Paslanmazlar Stainless

Ürünlerimiz hakkında daha detaylı bilgi almak için www.merihansor.com adresini ziyaret ediniz.
 In order to more detailed information about our products, please visit www.merihansor.com

K - W

KABİN İÇİ GÜVENLİK KAPISI FOLDING DOOR

“Mevcut yapılarda kabin içi emniyeti sağlamak isteyenlerin ideal ve güvenilir seçimi...”
“Perfect and safe choice for car inner safety in buildings with swing doors...”



TEKNİK ÖZELLİKLERİ

- 24 V DC fırçalı motor
- Elektronik sıkışma kontrolü
- Akü ve fotosel çıkışı
- 220 V AC ve LIR voltajı ile çalışabilme
- Tek sinyal (kapama sinyali) ile çalışabilme
- Kontak tipinin NO/NC olarak ayarlanabilme
- Paslanmaz eşik opsiyonu

TECHNICAL SPECIFICATIONS

- 24 V DC brushed motor
- Electronic jam control
- Accumulator and photocell control
- Ability to operate with 220 V AC and LIR
- Ability to operate with single (close signal)
- Adjustment of short circuit as NO/NC
- Stainless sill option

Ürünlerimiz hakkında daha detaylı bilgi almak için www.merhasansor.com adresini ziyaret ediniz.
In order to more detailed information about our products, please visit www.merhasansor.com

K - D

KABİN İÇİ GÜVENLİK KAPISI FOLDING DOOR



TEKNİK ÖZELLİKLERİ

- 24 V DC fırçalı motor
- Elektronik sıkışma kontrolü
- Akü ve fotosel çıkışı
- 220 V AC ve LIR voltajı ile çalışabilme
- Tek sinyal (kapama sinyali) ile çalışabilme
- Kontak tipinin NO / NC olarak ayarlanabilmesi

TECHNICAL SPECIFICATIONS

- 24 V DC brushed motor
- Electronic jam control
- Accumulator and photocell control
- Ability to operate with 220 V AC and LIR
- Ability to operate with single (close signal)
- Adjustment of short circuit as NO/NC

Ürünlerimiz hakkında daha detaylı bilgi almak için www.merhasansor.com adresini ziyaret ediniz.
In order to more detailed information about our products, please visit www.merhasansor.com

YARI OTOMATİK KAPILAR SEMI-AUTOMATIC DOORS



TEKNİK ÖZELLİKLERİ

- Kapı boyunda kuvvetlendirilmiş destek sistemi
- Gizli çelik menteşe ile yüksek taşıma kapasitesi
- 120 derece açılabilme özelliği
- Tam boy cam seçeneği
- Montaj kolaylığı ve sorunsuz kullanım
- Net giriş ölçüsü: 700-2000 mm
- EN 81:58'e göre - E 120

TECHNICAL SPECIFICATIONS

- Reinforced support system along door height
- High carrying capacity with hidden steel hinge
- Ability to open 120 degrees
- Full height glass option
- Easy installation and trouble-free use
- Clear entrance dimensions: 700-2000 mm
- Compliant with EN 81-58 - E 120

GİYOTİN KAPI GUILLOTINE DOOR



TEKNİK ÖZELLİKLERİ


- Katta olmadığına manuel açma sistemi
- Üst panel denge sistemi ile kolay açılabilme
- Ayar tamponları ile açılma yüksekliği ayarı
- 304 kalite paslanmaz
- Genişlik: 500-1000 mm aralığında
- Yükseklik: 400-1000 mm aralığında

TECHNICAL SPECIFICATIONS

- Manuel opening while it is not on the floor
- Upper panel balance system provides easy opening
- Opening height adjustment with setting buffers
- 304 quality stainless steel
- Width: 500-1000 mm range
- Height: 400-1000 mm range

CAM KAPI İŞLEME OPSİYONLARI

GLASS DOOR EMBROIDERY OPTIONS




- Cam paneller B01 model kapılarda uygulanır.
- Lamine Cam kullanılmaktadır.
- Tam boy ve çerçevesiz panel seçenekleri vardır.
- Talep halinde cam üzerine dekoratif kumlama ve boyama uygulaması yapılır.
- Cam kapılarımız çerçevesiz olarak E60 belgesine sahiptir.
- Tam boy cam kapıların teleskopik seçeneği yoktur.

- Glass panels can be applied on B-01 model doors.
- Laminated glass is used.
- Full and framed glass panel options are available.
- Decorative and painting can be applied on glass according to inquiry.
- Our framed glass doors meet E60 resistance criteria
- Our full glass doors do not have telescopic option.

KAPLAMA | COATING

RAL RENKLERİ | RAL COLORS

E-01
C-01
B-01
B-20
H-MAX
L-FIT
D/W




PASLANMAZLAR | STAINLESS STEEL

E-01
C-01
B-01
B-20
H-MAX
L-FIT
D/W



DEKORATİF PASLANMAZLAR | DECORATIVE STAINLESS

E-01
C-01
B-01
B-20
L-FIT



CAM SEÇENEKLERİ | GLASS OPTION

B-01






KABINLER | CABINS

YUNUS

Elektrostatik Boyalı Kabin
Electrostatic Painted Cabin



Kaplama | Coating
RAL 7032

Tavan | Ceiling
CL 009


Taban | Floor
PVC 005

Zemin ve aksesuarlar opsiyoneldir.
Opsiyon seçeneklerimiz EN 81-20/50
standartlarına uygundur.

Floor and accesories are optional.
All options are in compliance with
EN 81-20/50

MOZART

Paslanmaz Kabin Serisi
Stainless Cabin Series



Kaplama | Coating
Satine Paslanmaz
Hairline Stainless Steel

Tavan | Ceiling
CL 003

Taban | Floor
PVC 008


Zemin ve aksesuarlar opsiyoneldir.
Opsiyon seçeneklerimiz EN 81-20/50
standartlarına uygundur.

Floor and accesories are optional.
All options are in compliance with
EN 81-20/50



BEETHOVEN

Paslanmaz Kabin Serisi
Stainless Cabin Series



Kaplama | Coating
Satine Paslanmaz
Hairline Stainless Steel

Tavan | Ceiling
CL 027

Taban | Floor
BS 014 - Granit | Granite

Aksesuar | Accessories
DC 013 Dekoratif Paslanmaz
Decorative Stainless Steel

Zemin ve aksesuarlar opsiyoneldir.
Opsiyon seçeneklerimiz EN 81-20/50
standartlarına uygundur.

Floor and accessories are optional.
All options are in compliance with
EN 81-20/50

BALZAC

Paslanmaz Kabin Serisi
Stainless Cabin Series



Kaplama | Coating
Satine Paslanmaz
Hairline Stainless Steel

Tavan | Ceiling
CL 052

Taban | Floor
BS 008 - Granit | Granite

Aksesuar | Accessories
DC 013 Dekoratif Paslanmaz
Decorative Stainless Steel


Zemin ve aksesuarlar opsiyoneldir.
Opsiyon seçeneklerimiz EN 81-20/50
standartlarına uygundur.

Floor and accessories are optional.
All options are in compliance with
EN 81-20/50



CHOPIN

Paslanmaz Kabin Serisi
Stainless Cabin Series



Kaplama | Coating
Satine Paslanmaz
Hairline Stainless Steel

Tavan | Ceiling
CL 060

Taban | Floor
BS 008 - Granit | Granite



Aksesuar | Accessories
DC 013 Dekoratif Paslanmaz
Decorative Stainless Steel

Zemin ve aksesuarlar opsiyoneldir.
Opsiyon seçeneklerimiz EN 81-20/50
standartlarına uygundur.

Floor and accesories are optional.
All options are in compliance with
EN 81-20/50

FARABI

Paslanmaz Kabin Serisi
Stainless Cabin Series



Kaplama | Coating
DC 024 Dekoratif Paslanmaz
Decorative Stainless Steel

Tavan | Ceiling
CL 046

Taban | Floor
BS 021 - Granit | Granite

Aksesuar | Accessories
DC 013 Dekoratif Paslanmaz
Decorative Stainless Steel


Zemin ve aksesuarlar opsiyoneldir.
Opsiyon seçeneklerimiz EN 81-20/50
standartlarına uygundur.

Floor and accesories are optional.
All options are in compliance with
EN 81-20/50



PISAGOR

Paslanmaz Kabin Serisi
Stainless Cabin Series



Kaplama | Coating
DC 014 Dekoratif Paslanmaz
Decorative Stainless Steel

Tavan | Ceiling
CL 032

Taban | Floor
BS 025 - Granit | Granite


Aksesuar | Accessories
DC 013 Dekoratif Paslanmaz
Decorative Stainless Steel

Zemin ve aksesuarlar opsiyoneldir.
Opsiyon seçeneklerimiz EN 81-20/50
standartlarına uygundur.

Floor and accessories are optional.
All options are in compliance with
EN 81-20/50

PICASSO

Cam Kabin Serisi
Glass Cabin Series



Kaplama | Coating
GL 009 Boyalı Cam
Painted Glass

Tavan | Ceiling
CL 053

Taban | Floor
RAL 3020 - Boyalı Cam
Painted Glass

Aksesuar | Accessories
DC 013 Dekoratif Paslanmaz
Decorative Stainless Steel


Zemin ve aksesuarlar opsiyoneldir.
Opsiyon seçeneklerimiz EN 81-20/50
standartlarına uygundur.

Floor and accessories are optional.
All options are in compliance with
EN 81-20/50



DA VINCI

Cam Kabin Serisi
Glass Cabin Series



Kaplama | Coating
Boyalı Cam
Painted Glass

Tavan | Ceiling
CL 050

Taban | Floor
BS 005 - Granit | Granite


Aksesuar | Accessories
DC 013 Dekoratif Paslanmaz
Decorative Stainless Steel

Zemin ve aksesuarlar opsiyoneldir.
Opsiyon seçeneklerimiz EN 81-20/50
standartlarına uygundur.

Floor and accessories are optional.
All options are in compliance with
EN 81-20/50

VAN GOGH

Cam Kabin Serisi
Glass Cabin Series



Kaplama | Coating
DJ 004 Dijital Baskı
Painted Glass

Tavan | Ceiling
CL 053

Taban | Floor
BS 013 - Granit | Granite

Aksesuar | Accessories
DC 013 Dekoratif Paslanmaz
Decorative Stainless Steel


Zemin ve aksesuarlar opsiyoneldir.
Opsiyon seçeneklerimiz EN 81-20/50
standartlarına uygundur.

Floor and accessories are optional.
All options are in compliance with
EN 81-20/50



RAPHAEL

Ahşap Kabin Serisi
Wood Cabin Series



Kaplama | Coating
SN 405

Tavan | Ceiling
CL 034


Taban | Floor
PVC 001

Aksesuar | Accessories
Satine Paslanmaz
Hairline Stainless Steel

Zemin ve aksesuarlar opsiyoneldir.
Floor and accesories are optional.

ARISTO

Ahşap Kabin Serisi
Wood Cabin Series



Kaplama | Coating
L 4595 Laminant | Laminate

Tavan | Ceiling
CL 053

Taban | Floor
BS 005 - Granit | Granite

Aksesuar | Accessories
DC 013 Dekoratif Paslanmaz
Decorative Stainless Steel



Zemin ve aksesuarlar opsiyoneldir.
Opsiyon seçeneklerimiz EN 81-20/50
standartlarına uygundur.

Floor and accesories are optional.
All options are in compliance with
EN 81-20/50



HAREZMİ

Ahşap Kabin Serisi
Wood Cabin Series



Kaplama | Coating
L 4509 Laminant Laminate

Tavan | Ceiling
CL 052

Taban | Floor
BS 017 - Granit | Granite


Aksesuar | Accessories
Satine Paslanmaz
Hairline Stainless Steel

Zemin ve aksesuarlar opsiyoneldir.
Opsiyon seçeneklerimiz EN 81-20/50
standartlarına uygundur.

Floor and accessories are optional.
All options are in compliance with
EN 81-20/50

CEZERİ

Ahşap Kabin Serisi
Wood Cabin Series



Kaplama | Coating
L 4545 Laminant | Laminate

Tavan | Ceiling
CL 058

Taban | Floor
BS 016 - Granit | Granite

Aksesuar | Accessories
Satine Paslanmaz
Hairline Stainless Steel


Zemin ve aksesuarlar opsiyoneldir.
Opsiyon seçeneklerimiz EN 81-20/50
standartlarına uygundur.

Floor and accessories are optional.
All options are in compliance with
EN 81-20/50



BUHARİ

Özel Tasarım Kabin Koleksiyonu
Special Design Cabin Collection



Kaplama | Coating
L 4595 - L 3103
Laminant | Laminate

Tavan | Ceiling
CL 025

Taban | Floor
BS 005 - Granit | Granite

Aksesuar | Accessories
DC 013 Dekoratif Paslanmaz
Decorative Stainless Steel

Zemin ve aksesuarlar opsiyoneldir.
Floor and accesories are optional.

SOCRATES

Özel Tasarım Kabin Koleksiyonu
Special Design Cabin Collection



Kaplama | Coating
RAL 9016
Lake Boyalı | Lake Painted

Tavan | Ceiling
CL 025

Taban | Floor
BS 005 - Granit | Granite


Aksesuar | Accessories
DC 013 Dekoratif Paslanmaz
Decorative Stainless Steel

Zemin ve aksesuarlar opsiyoneldir.
Floor and accesories are optional.



BARBAROS

Özel Tasarım Kabin Koleksiyonu
Special Design Cabin Collection



Kaplama | Coating
SB 013
SB Serisi | SB Series

Tavan | Ceiling
CL 058


Taban | Floor
BS 033 - Granit | Granite

Aksesuar | Accessories
DC 013 Dekoratif Paslanmaz
Decorative Stainless Steel

Zemin ve aksesuarlar opsiyoneldir.
Floor and accessories are optional.

NEWTON

Özel Tasarım Kabin Koleksiyonu
Special Design Cabin Collection




Kaplama | Coating
SB 010 - SB 011
SB Serisi | SB Series

Tavan | Ceiling
CL 032

Taban | Floor
BS 005 - Granit | Granite



Aksesuar | Accessories
DC 013 Dekoratif Paslanmaz
Decorative Stainless Steel

Zemin ve aksesuarlar opsiyoneldir.
Floor and accessories are optional.



HAYYAM

Özel Tasarım Kabin Koleksiyonu
Special Design Cabin Collection



Kaplama | Coating
IF 001 İşlemeli Mobilya
Inlaid Furniture

Tavan | Ceiling
CL 049


Taban | Floor
BS 024 - Granit | Granite

Aksesuar | Accessories
DC 014 Dekoratif Paslanmaz
Decorative Stainless Steel

Zemin ve aksesuarlar opsiyoneldir.
Floor and accesories are optional.

BİRÜNİ

Özel Tasarım Kabin Koleksiyonu
Special Design Cabin Collection



Kaplama | Coating
L MH11 Laminant | Laminate
RAL 9016
Lake Boyalı | Lake Painted

Tavan | Ceiling
CL 057

Taban | Floor
BS 034 - Granit | Granite


Aksesuar | Accessories
DC 016 Dekoratif Paslanmaz
Decorative Stainless Steel

Zemin ve aksesuarlar opsiyoneldir.
Floor and accesories are optional.



FEZA

Özel Tasarım Kabin Koleksiyonu
Special Design Cabin Collection



Kaplama | Coating
RAL 9016
Lake Boyalı | Lake Painted
SB 006 SB Serisi | SB Series

Tavan | Ceiling
CL 052

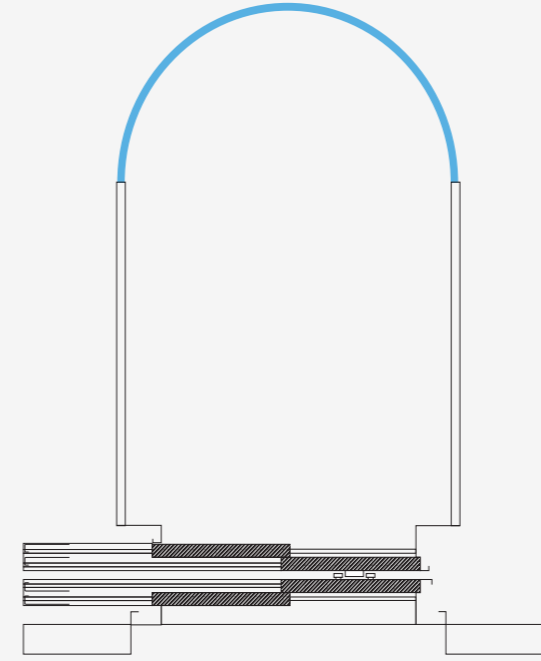
Taban | Floor
BS 029 - Granit | Granite

Aksesuar | Accessories
DC 017 Dekoratif Paslanmaz
Decorative Stainless Steel

Zemin ve aksesuarlar opsiyoneldir.
Floor and accessories are optional.

PASCAL

Panoramik Kabin Koleksiyonu
Panoramic Cabin Collection



Kaplama | Coating
ST 001
Satine Paslanmaz
Hairline Stainless Steel

Tavan | Ceiling
CL 054

Taban | Floor
BS 008 - Granit | Granite

Aksesuar | Accessories
DC 013 Dekoratif Paslanmaz
Decorative Stainless Steel

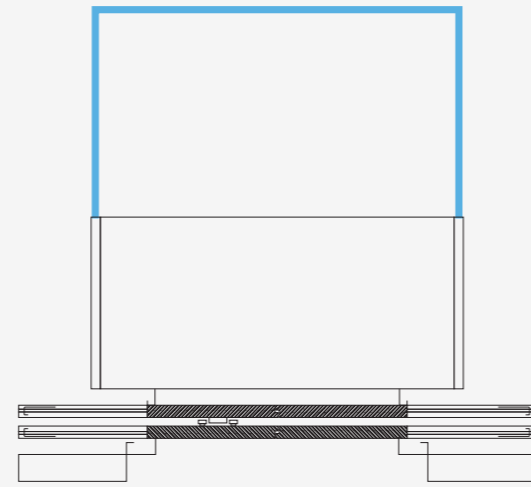
Zemin ve aksesuarlar opsiyoneldir.
Opsiyon seçeneklerimiz EN 81-20/50
standartlarına uygundur.

Floor and accessories are optional.
All options are in compliance with
EN 81-20/50



BATTUTA

Panoramik Kabin Koleksiyonu
Panoramic Cabin Collection



Kaplama | Coating
ST 001

Satine Paslanmaz
Hairline Stainless Steel

Taban | Floor

BS 030 - Granit | Granite

Aksesuar | Accessories

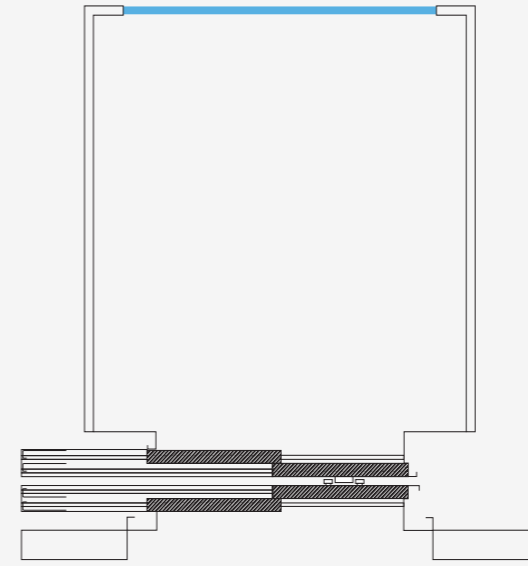
DC 013 Dekoratif Paslanmaz
Decorative Stainless Steel

Zemin ve aksesuarlar opsiyoneldir.
Opsiyon seçeneklerimiz EN 81-20/50
standartlarına uygundur.

Floor and accessories are optional.
All options are in compliance with
EN 81-20/50

PLATON

Panoramik Kabin Koleksiyonu
Panoramic Cabin Collection



Kaplama | Coating
ST 001

Satine Paslanmaz
Hairline Stainless Steel

Tavan | Ceiling

CL 050

Taban | Floor

BS 015 - Granit | Granite

Aksesuar | Accessories

DC 013 Dekoratif Paslanmaz
Decorative Stainless Steel

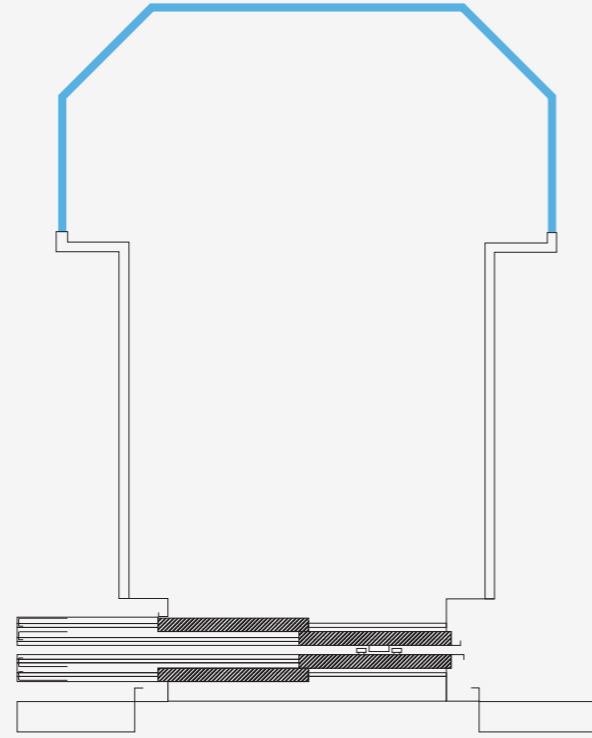
Zemin ve aksesuarlar opsiyoneldir.
Opsiyon seçeneklerimiz EN 81-20/50
standartlarına uygundur.

Floor and accessories are optional.
All options are in compliance with
EN 81-20/50



HAZERFEN

Panoramik Kabin Koleksiyonu
Panoramic Cabin Collection



Kaplama | Coating
DC 014
Dekoratif Paslanmaz
Decorative Stainless Steel

Taban | Floor
BS 009 - Granit | Granite

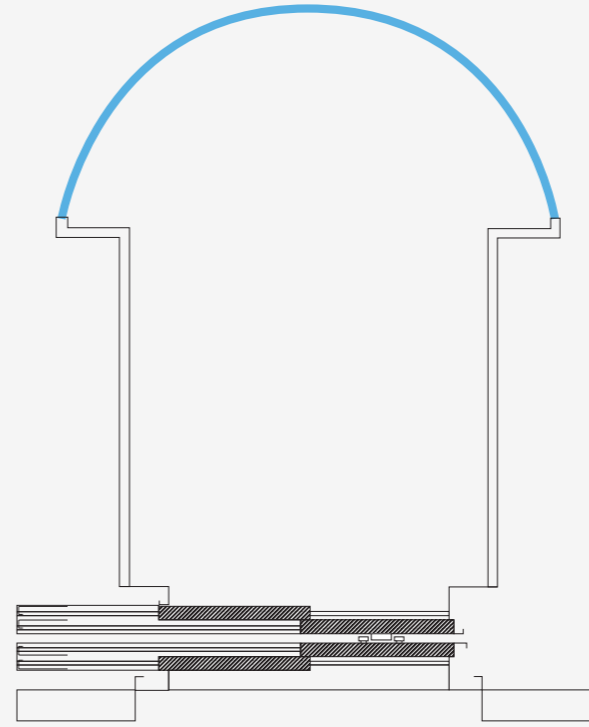
Aksesuar | Accessories
DC 013 Dekoratif Paslanmaz
Decorative Stainless Steel

Zemin ve aksesuarlar opsiyoneldir.
Opsiyon seçeneklerimiz EN 81-20/50
standartlarına uygundur.

Floor and accessories are optional.
All options are in compliance with
EN 81-20/50

PİRİ REİS

Panoramik Kabin Koleksiyonu
Panoramic Cabin Collection



Kaplama | Coating
DC 014
Dekoratif Paslanmaz
Decorative Stainless Steel

Taban | Floor
BS 030 - Granit | Granite

Aksesuar | Accessories
DC 013 Dekoratif Paslanmaz
Decorative Stainless Steel

Zemin ve aksesuarlar opsiyoneldir.
Opsiyon seçeneklerimiz EN 81-20/50
standartlarına uygundur.

Floor and accessories are optional.
All options are in compliance with
EN 81-20/50

HERCULES

AĞIR YÜK
HEAVY WEIGHT



Kaplama | Coating
RAL 7032 Elektrostatik Boya
Electrostatic Painted

Taban | Floor
BS 028 - Gözyaşı Desenli Sac
Checkered Plate



Aksesuar | Accessories
ST 001 - Satine Paslanmaz
Hairline Stainless Steel

Zemin ve aksesuarlar opsiyoneldir.
Opsiyon seçeneklerimiz EN 81-20/50
standartlarına uygundur.

Floor and accessories are optional.
All options are in compliance with
EN 81-20/50

HİPOKRAT

HASTANE
HOSPITAL



Kaplama | Coating
ST 001 - Satine Paslanmaz
Hairline Stainless Steel

Taban | Floor
PVC 009

Aksesuar | Accessories
L4392 Laminat
Laminate

Zemin ve aksesuarlar opsiyoneldir.
Opsiyon seçeneklerimiz EN 81-20/50
standartlarına uygundur.

Floor and accessories are optional.
All options are in compliance with
EN 81-20/50

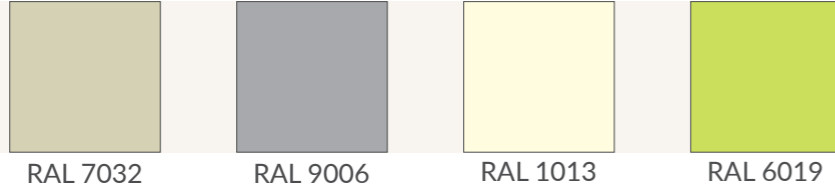


KABİN OPSİYONLARI
CABIN OPTIONS

KAPLAMA | COATING

ELEKTROSTATİK BOYALI KABİNLER | ELECTROSTATIC PAINTED CABINS

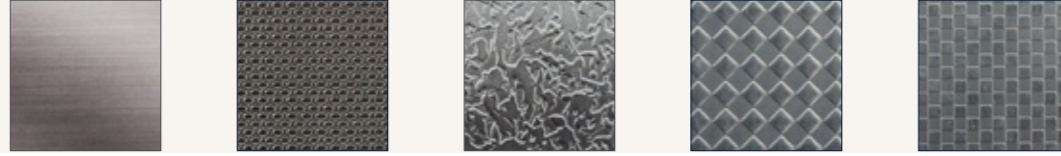
YUNUS



RAL 7032 RAL 9006 RAL 1013 RAL 6019

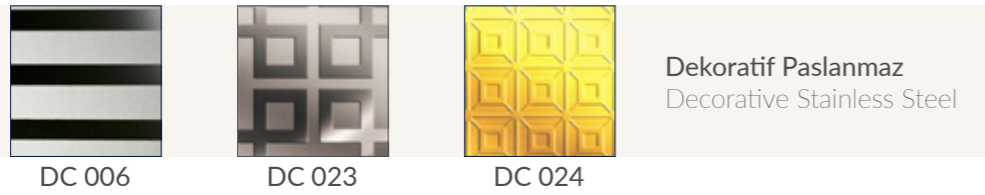
PASLANMAZ KABİN SERİSİ | STAINLESS CABIN SERIES

MOZART
BEETHOVEN
BALZAC
CHOPIN



ST 001 ST 002 ST 003 ST 004 ST 006

FARABI



DC 006 DC 023 DC 024

Dekoratif Paslanmaz
Decorative Stainless Steel

PİSAGOR

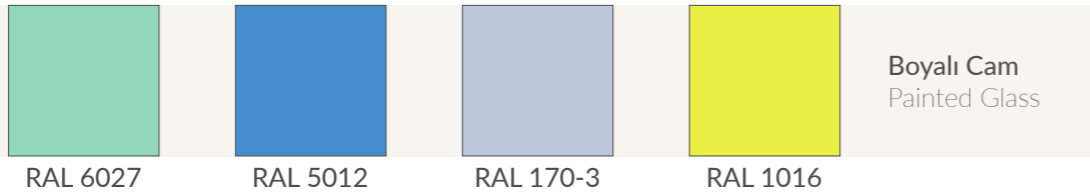


DC 001 DC 013 DC 020

Dekoratif Paslanmaz
Decorative Stainless Steel

CAM KABİN SERİSİ | GLASS CABIN SERIES

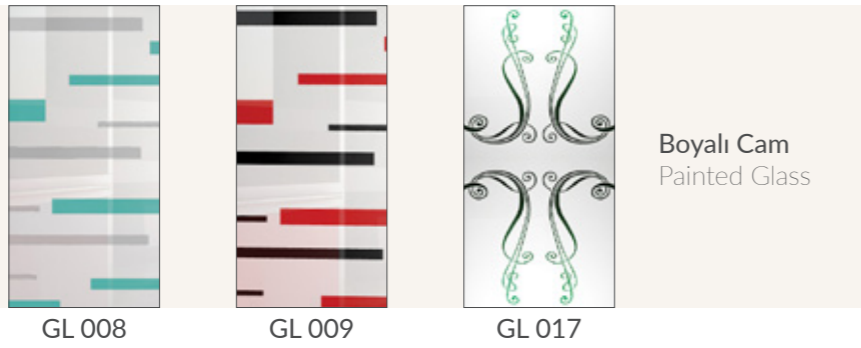
DA VINCI



RAL 6027 RAL 5012 RAL 170-3 RAL 1016

Boyalı Cam
Painted Glass


PICASSO



GL 008 GL 009 GL 017

Boyalı Cam
Painted Glass

VAN GOGH




DJ 001 DJ 002 DJ 003 DJ 004

Dijital Baskı
Digital Printing

KAPLAMA | COATING

AHŞAP KABİN SERİSİ | WOOD CABIN SERIES

RAPHAEL




SN 405 SN 161 SN 351 SN 135

HAREZMİ




L 4290 L 4509 L 4500 L 4522

ARİSTO



L 4595 L 4525 L 4290

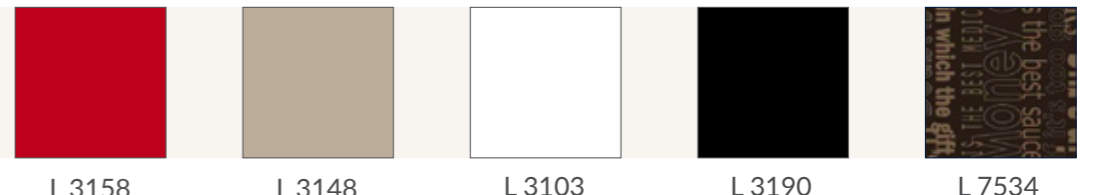
CEZERİ



L 4545 L 4595 L 4521 L 4522

ÖZEL TASARIM KABİN KOLLEKSİYONU | SPECIAL DESIGN CABIN COLLECTION

BUHARI



L 3158 L 3148 L 3103 L 3190 L 7534

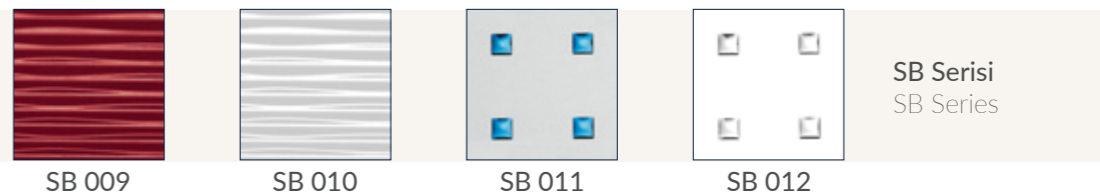
SOCRATES



RAL 9016 RAL RAL 3003 RAL 5002

Lake Boyalı
Lake Painted

NEWTON



SB 009 SB 010 SB 011 SB 012

SB Serisi
SB Series

BARBAROS



SB 002 SB 003 SB 004 SB 005 SB 013





SB Serisi
SB Series

KAPLAMA | COATING

ÖZEL TASARIM KABİN KOLLEKSİYONU | SPECIAL DESIGN CABIN COLLECTION

BİRÜNİ		Laminant Laminate		Lake Boyalı Lake Painted
	L MH11		RAL 9016	
FEZA				Lake Boyalı Lake Painted
	RAL 9016	RAL 9017	RAL9006	
				SB Serisi SB Series
	SB 006	SB 007	SB 008	

PANORAMİK KABİN KOLLEKSİYONU | PANORAMIC CABIN COLLECTION







PASCAL HAERFEN PİRİ REİS			
	ST 001	DC 013	DC 014
BATTUTA PLATON			
	ST 001	DC 013	DC 014

ENDÜSTRİYEL KABİNLER | INDUSTRIAL CABINS


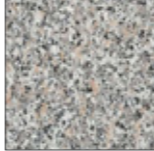
















HERCULES					Elektrostatik Boya Electrostatic Painted
	RAL 7032	RAL 9006	RAL 1013	RAL 6019	
HIPOKRAT					Paslanmaz Stainless Steel
	ST 001	ST 002	ST 003		

TABAN | FLOOR







PVC | PVC

					
PVC 001	PVC 002	PVC 003	PVC 005	PVC 007	PVC 008



GRANİT | GRANITE


					
BS 005	BS 008	BS 009	BS 012	BS 013	BS 014
					
BS 015	BS 016	BS 017	BS 018	BS 019	BS 021
					
BS 022	BS 024	BS 025	BS 029	BS 030	BS 033

BOYALI CAM | PAINTED GLASS

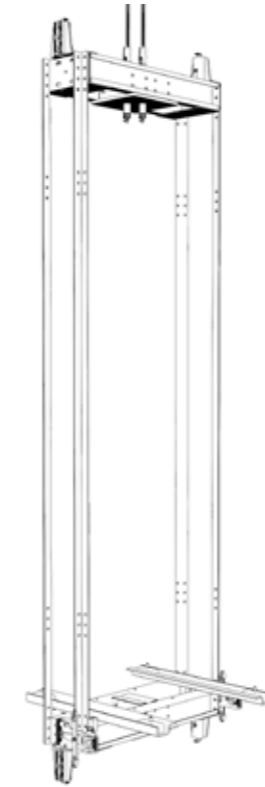
					
BS 035	RAL 9003	RAL 9005	RAL 3020	RAL 6034	RAL 7038

DİĞER | OTHER


	
BS 028 Gözyaşı Desinli Sac Checked Plate	BS 032 Alüminyum Aluminium



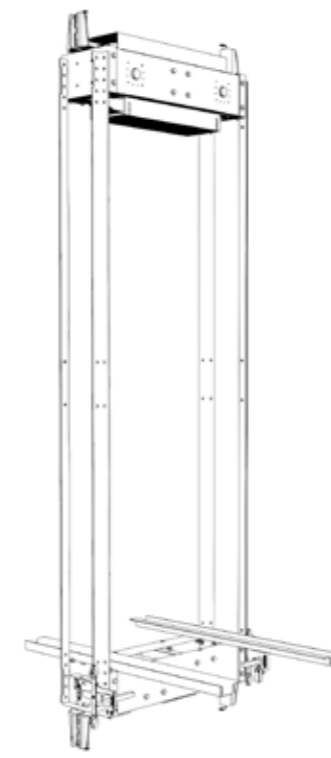
ELEKTRİK KABİN KARKASLARI ELECTRIC CABIN CARCASS




STD - 1/1 KARKAS - S01
STD - 1/1 CARCASS - S01



MRL - KARKAS - S30
MRL - CARCASS - S30

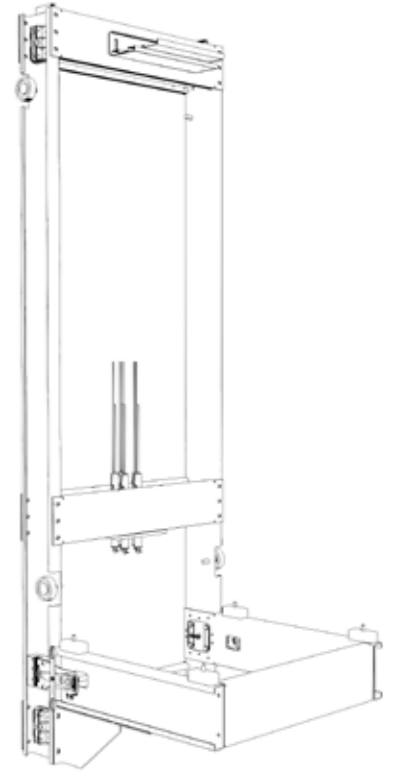


MR - 1/2 KARKAS - S20
MR - 1/2 CARCASS - S20

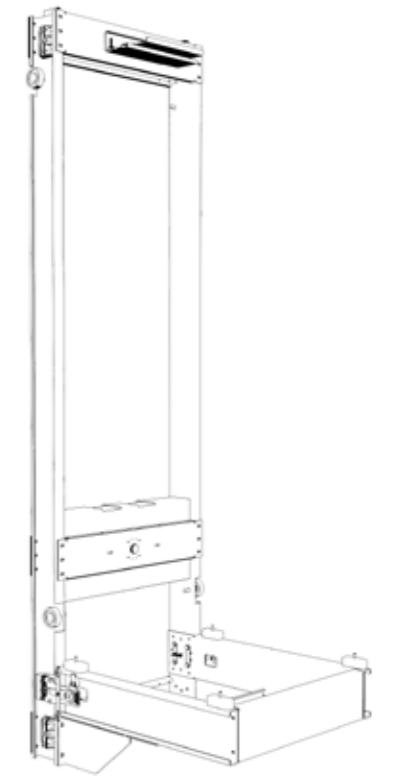


MR - 1/2 KARKAS - S21
MR - 1/2 CARCASS - S21

L KABİN KARKASLAR L CABIN CARCASS



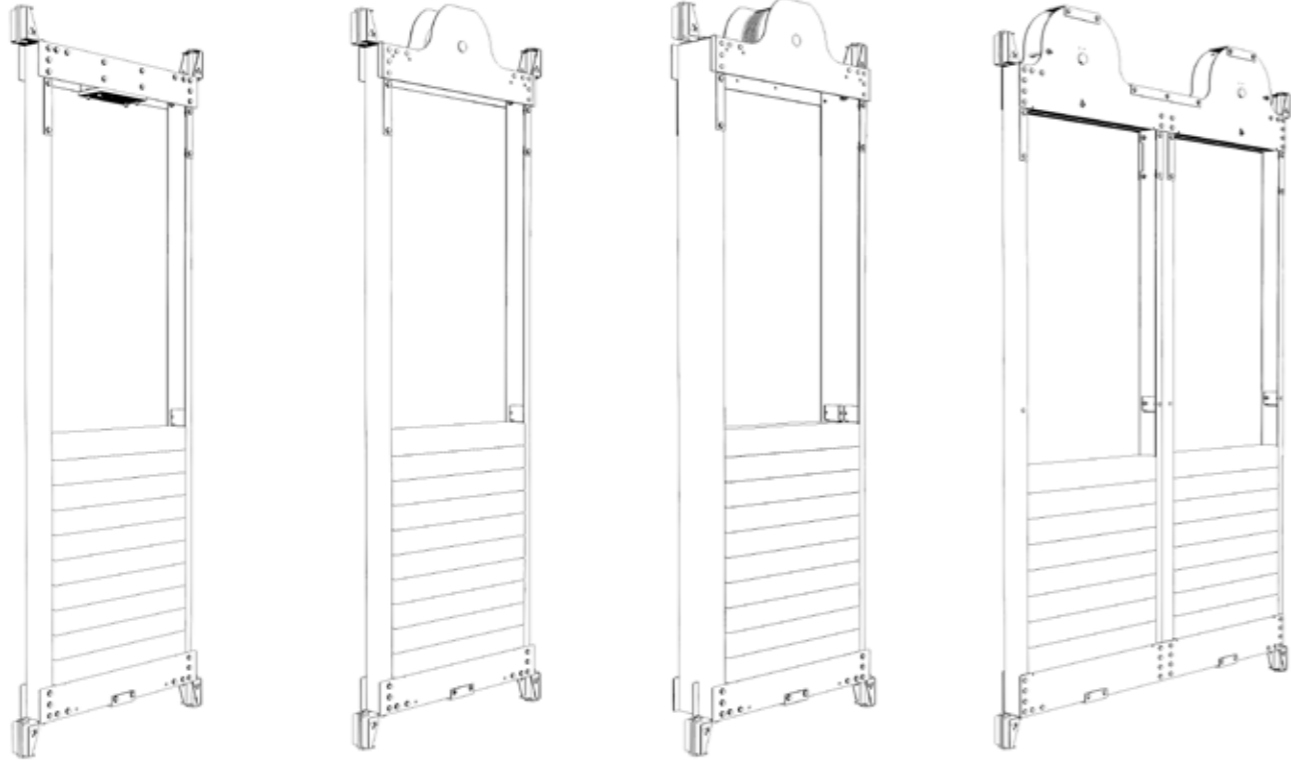
1/1 KARKAS - SL45
1/1 CARCASS - SL45



1/2 KARKAS - SL46
1/2 CARCASS - SL46

KARKAS TIPLERİ | CARCASS TYPE

AĞIRLIK KARKASLARI COUNTERWEIGHT CARCASS



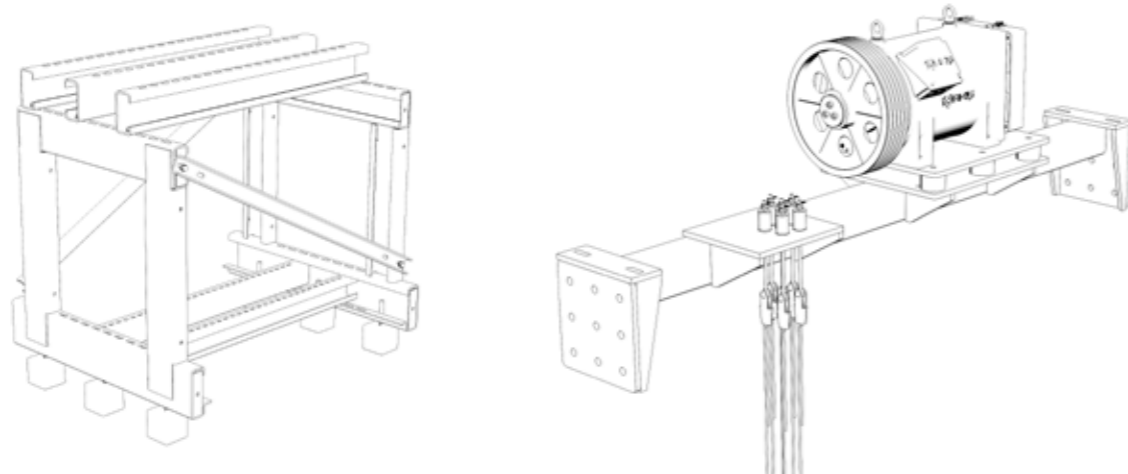
STD 1/1 KARKAS - H01
STD 1/1 CARCASS - H01

1/2 KARKAS - H10
1/2 CARCASS - H10

1/2 KARKAS - H20
1/2 CARCASS - H20

1/2 KARKAS - H21
1/2 CARCASS - H21

MAKİNE KARKASLARI MACHINE CARCASS




1:1 MR MAKİNE KARKASI
1:1 MR MACHINE CARCASS

MRL MAKİNE KARKASI
MRL MACHINE CARCASS

KABİN KONFIGÜRATÖR | CABIN CONFIGURATOR


KAPASİTE/Q-Load (kg)		300	375	450	600	750	1000	1275	1600	2000	2500	3000	3500	4000	5000	
KİŞİ/PERSONS		4	5	6	8	10	13	17	21	27	33	40	47	53	67	
ALAN/AREA (M2)		0,90	1,10	1,20	1,54	1,89	2,24	2,80	3,36	4,00	4,86	5,70	6,30	7,20	8,75	
ÖLÇÜLER / DIMENSIONS	W	900	1000	1000	1100	1350	1400	2000	2100	2350	1800	1900	2100	2400	2500	
	D	1000	1100	1200	1400	1400	1600	1400	1600	1700	2700	3000	3000	3000	3500	
	H	İÇ/INTERN	2200	2200	2200	2200	2200	2200	2300	2300	2300	2300	2300	2300	2300	2300
		DIŞ/EXTERN	2440	2440	2440	2440	2440	2440	2540	2540	2540	2540	2540	2540	2540	2540
KAPI YUKSEKLİĞİ / DOOR HEIGHT		2000	2000	2000	2000	2000	2000	2100	2100	2100	2200	2200	2200	2200	2200	
YUNUS		•	•	•	•	•	•	•	•	•						
MOZART		•	•	•	•	•	•	•	•	•						
RAPHAEL		•	•	•	•	•	•	•	•	•						
HAREZMİ		•	•	•	•	•	•	•	•	•						
BEETHOVEN		•	•	•	•	•	•	•	•	•						
BALZAC		•	•	•	•	•	•	•	•	•						
CHOPIN		•	•	•	•	•	•	•	•	•						
BUHARİ		•	•	•	•	•	•	•	•	•						
SOCRATES		•	•	•	•	•	•	•	•	•						
DA VINCI		•	•	•	•	•	•	•	•	•						
PICASSO		•	•	•	•	•	•	•	•	•						
VAN GOGH		•	•	•	•	•	•	•	•	•						
FARABİ		•	•	•	•	•	•	•	•	•						
ARİSTO		•	•	•	•	•	•	•	•	•						
CEZERİ		•	•	•	•	•	•	•	•	•						
NEWTON		•	•	•	•	•	•	•	•	•						
BARBAROS		•	•	•	•	•	•	•	•	•						
PISAGOR		•	•	•	•	•	•	•	•	•						
HAYYAM		•	•	•	•	•	•	•	•	•						
BİRÜNİ		•	•	•	•	•	•	•	•	•						
FEZA					•	•	•	•	•	•						
HIPPOCRAT					•	•	•	•	•	•	•					
HERCULES										•	•	•	•	•	•	



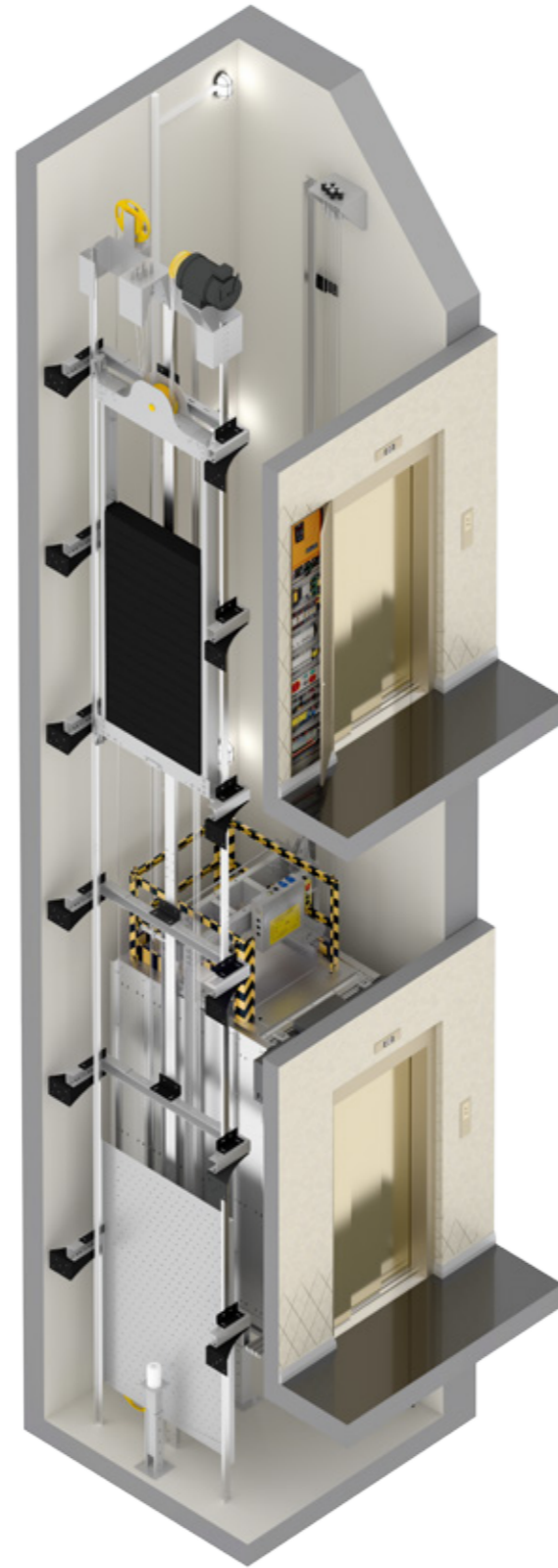
SİSTEMLER | SYSTEMS

KOMPLE ASANSÖR SİSTEMLERİ COMPLETE ELEVATOR SYSTEMS

Makine Daireli Asansör Sistemi Machine Room Elevator Systems



Makine Dairesiz Asansör Sistemleri Machine Roomless Elevator Systems



KOMPLE ASANSÖR SİSTEMLERİ COMPLETE ELEVATOR SYSTEMS

KAPASİTE CAPACITY	50	100	150	200	250	300	375	450	600	750	1000	1275	1600	2000	2500	3000	3500	4000	5000
KIŞI SAYISI NUMBER OF PERSON						4	5	6	8	10	13	17	21	27	33	40	47	53	67
SINIF I CLASS I						•	•	•	•	•	•								
SINIF II CLASS II									•	•	•	•	•	•					
SINIF III CLASS III												•	•	•	•				
SINIF IV CLASS IV											•	•	•	•	•	•	•	•	•
SINIF V CLASS V	•	•	•	•	•														
ÇALIŞMA SİSTEMİ MR SYSTEMS	•	•	•	•	•	•	•	•	•	•	•	•	•	•	•	•	•	•	•
ÇALIŞMA SİSTEMİ MRL SYSTEMS	•	•	•	•	•	•	•	•	•	•	•	•	•						
S01 KABIN KARKASI TİPİ CAR CARCASS TYPE						•	•	•	•	•	•								
S10 KABIN KARKASI TİPİ CAR CARCASS TYPE										•	•								
S11 KABIN KARKASI TİPİ CAR CARCASS TYPE										•	•								
S20 KABIN KARKASI TİPİ CAR CARCASS TYPE						•	•	•	•	•	•	•	•	•	•	•	•	•	•
S21 KABIN KARKASI TİPİ CAR CARCASS TYPE						•	•	•	•	•	•	•	•	•	•	•	•	•	•
S30 KABIN KARKASI TİPİ CAR CARCASS TYPE						•	•	•	•	•	•	•	•	•	•	•	•	•	•
SL45 KABIN KARKASI TİPİ CAR CARCASS TYPE						•	•	•	•	•	•								
SL46 KABIN KARKASI TİPİ CAR CARCASS TYPE						•	•	•	•	•	•								
H01 AĞIRLIK KARKASI TİPİ COUNTERWEIGHT CARCASS TYPE						•	•	•	•	•	•	•	•	•	•	•	•	•	•
H10 AĞIRLIK KARKASI TİPİ COUNTERWEIGHT CARCASS TYPE						•	•	•	•	•	•	•	•	•	•	•	•	•	•
H20 AĞIRLIK KARKASI TİPİ COUNTERWEIGHT CARCASS TYPE									•	•	•	•	•	•	•	•	•	•	•
H21 AĞIRLIK KARKASI TİPİ COUNTERWEIGHT CARCASS TYPE									•	•	•	•	•	•	•	•	•	•	•

**TÜM YAPILARINIZA UYGUN
KALİTELİ VE ESNEK ÇÖZÜMLER.**
FLEXIBLE AND QUALITY
SOLUTIONS FOR ALL STRUCTURES.

KOMPAKT SİSTEM
COMPACT SYSTEM
MRS 030



MONŞARJ ASANSÖRÜ
DUMBWAITER




Modüler konstrüksiyon ile her alanda uygulanabilir paket çözümü

- 50-250 kg aralığında
- Modüler montaj kolaylığı
- Giyotin ve manuel tip kapılar


Applicable package solution for all places with modular construction.

- In the range of 50-250 kg
- Modular installation convenience
- Guillotine and manual doors

KABİN KAPLAMA | CABIN COATING



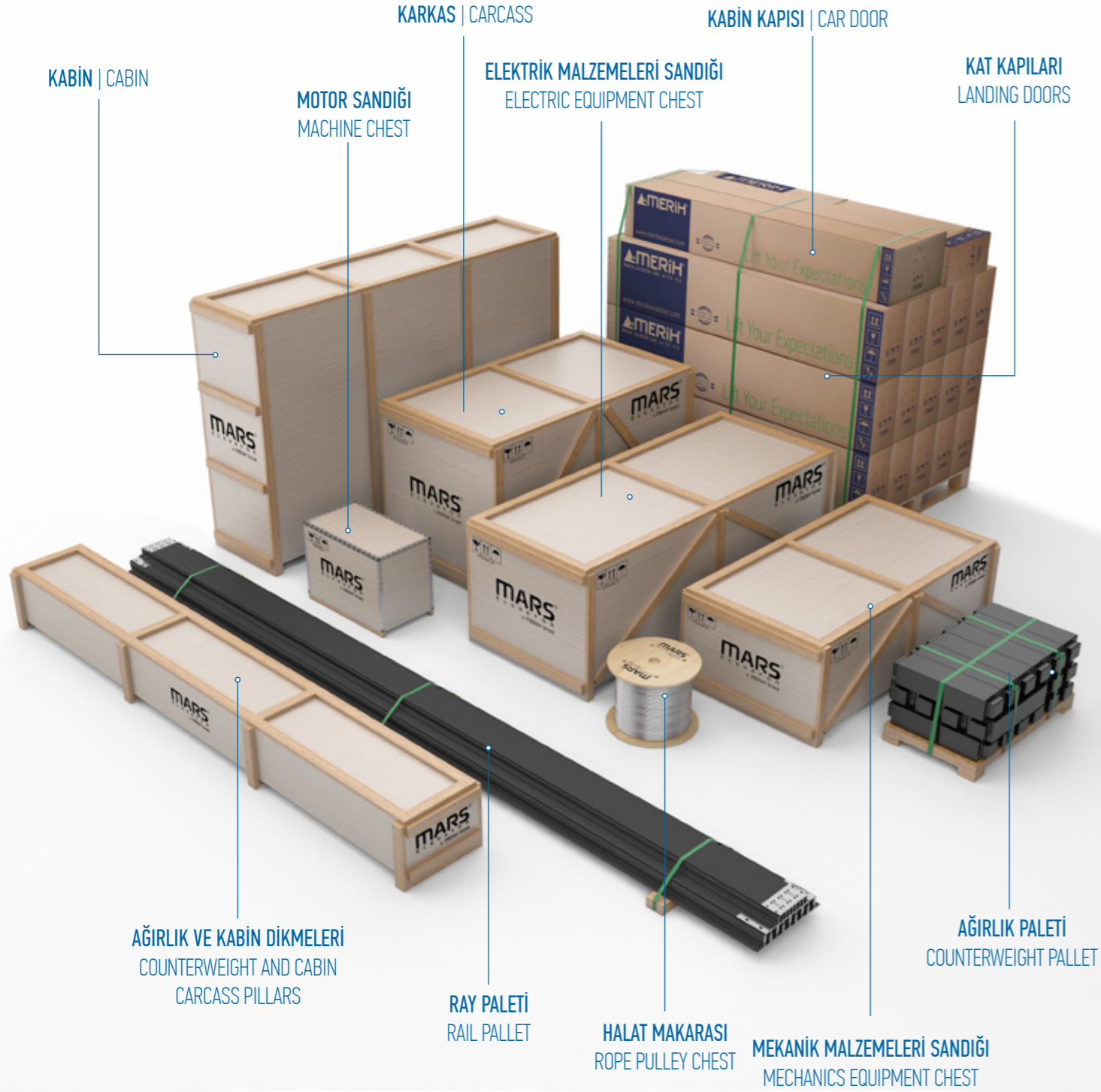
ST 001
Satine Paslanmaz
Hairline Stainless Steel



ST 002
Nokta Paslanmaz
Pointed Stainless Steel

DAYANIKLI PAKETLEME ENDURING PACKAGING

MARS[®]
a MERİH brand



KOMPONENTLER COMPONENTS


KOMPONENTLER | COMPONENTS

KAT KASETLERİ | LANDING OPERATIONS PANEL




KOMPONENTLER | COMPONENTS

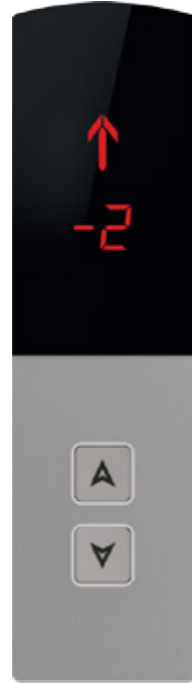
KAT KASETLERİ | LANDING OPERATIONS PANEL



KAT KASETLERİ LANDING OPERATIONS PANEL



EP205.DM430Y



EP220.T4



EP430W



EP738

KABİN KASETLERİ CAR OPERATIONS PANEL



733.CDD



YATAY KABİN KASETLERİ | HORIZONTAL OPERATIONS PANEL



KABİN KASETLERİ | CAR OPERATIONS PANEL



933.CDD



955.CDD



EP955



FS952

MAKİNE MOTOR | MACHINE



AK2




AK5




ZF 82

KAYIŞLI DİŞLİSİZ SİSTEM BELT GEARLESS SYSTEM



T24L 240 6x65 AR 94



T32L 320 7x80 AR 100




SMT140BC-10
SMT140BC-15
SMT140BC-20

REGÜLATOR | OVERSPEED GOVERNOR



OSG B



A-79

KASNAK | SHEAVE




SK

KUMANDA PANOSU | CONTROLLER

MR



REVİZYON KUTULARI



MRL



MRL SLIM



TAMPONLAR | BUFFERS



A-172



EYL-1



EYL-8

HALAT VE AKSESUAR | STEEL WIRE ROPE & ACCESSORY



MRS 4560 | MRS 4565 | MRS 4580
MRS 4510 | MRS 4512 | MRS 4513




A-61



A-66

RAY | RAIL



MRS 4050 | MRS 4070 | MRS 4089
MRS 4090 | MRS 4125

Ürünlerin güncel halini ve yeni modelleri www.merihassansor.com'dan takip edebilirsiniz.

Please check the products updated version and new designs in this catalogue from www.merihassansor.com website.

Bu katalogtaki ürünlerin tüm hakları MERİH ASANSÖR A.Ş. ye aittir. Her türlü değişiklik hakkı saklıdır. Kaynak gösterilmeden kullanılamaz. Katalogtaki görseller gerçek ürünlerle farklılık gösterebilir.

All rights regarding the product shown in this catalogue are reserved by MERİH ASANSÖR A.S. All rights to make changes are reserved as well. Pictures cannot be shown or duplicated without reference to the original source. Pictures in the catalogue may differ from real products.





Atik Asansör, 1999 yılında Ankara'da Bölge Müdürlüğü olarak kurulmuştur. MERİH Asansör'ün İç Anadolu, Akdeniz, Güneydoğu Anadolu, Doğu Anadolu ve Karadeniz Bölgelerine yurt içi satışları Atik Asansör aracılığıyla gerçekleştirilmektedir.

Atik Asansör was established in 1999 in Ankara as Regional Directorate of MERİH Asansör Company. Atik Asansör is involved in domestic sales of MERİH Asansör products in Central, Southern, Eastern Anatolia, Mediterranean and Black Sea regions.

İvedik OSB 1420 Cad. 1474 Sok. No:72 Yenimahalle/ANKARA
Tel: 0 312 395 23 41



2008 yılında İstanbul'da faaliyete başlayan Altes Asansör, MERİH Asansör'ün Bölge Müdürlüğü olarak kurulmuştur. MERİH Asansör'ün Ege ve Marmara bölgelerine yurt içi satışları Altes Asansör aracılığıyla gerçekleştirilmektedir.

Altes Asansör was established in 2008 in İstanbul as Regional Directorate of MERİH Asansör Company. Altes Asansör is involved in domestic sales of MERİH Asansör products in Ege and Marmara regions.

Şerifali Mah. Türker Cad. Burhan Sok. No: 27-29 Yukarı Dudullu-Ümraniye/ İSTANBUL
Tel: 0 216 415 67 07



Mühendislik hizmetleri veren Atik Mühendislik, talaşlı imalat ve plastik enjeksiyon parçaları üretimi yapmaktadır. Aynı zamanda MERİH Asansör'ün tedarikçisi olarak hizmet vermektedir.

Atik Mühendislik, which provides engineering services, makes production of plastic injection parts and machining. The company also renders service to MERİH Asansör as a supplier.

Başkent OSB Recep Tayyip Erdoğan Bulvarı No: 5 Malıköy - Sincan/ANKARA
Tel: +90 312 640 15 60



Mars Elevator, 2016 yılında MERİH Asansör bünyesinde Ankara'da faaliyete başlamıştır. Paket asansör sistemleri üreten bir MERİH markasıdır.

Mars Elevator started operating in 2016 within the corporate body of MERİH Asansör Company. Mars is MERİH brand company involved in production of complete elevator systems.

Başkent OSB Recep Tayyip Erdoğan Bulvarı No: 5 Malıköy - Sincan/ANKARA
Tel: +90 312 640 15 60





MERİH ASANSÖR SAN. TİC. A.Ş.

Başkent OSB R.T. Erdoğan Bulv.

NO: 8 Malıköy Sincan - Ankara / TÜRKİYE

T : +90.312 640 15 60 pbx | F : +90.312 640 15 67



www.merihassansor.com | info@merihassansor.com



LIFT YOUR EXPECTATIONS...