

Fabre Asansör

DEĞERLİ MÜŞTERİLERİMİZ,

Fabre Asansör faaliyetlerine 2005 yılında asansör sektörünün önde gelen firmalarından biri olma vizyonuyla başladı. Ürün grubumuz asansör kabinleri, süspansiyonları ve kapılarından oluşmaktadır. Asıl gücümüz ise isteğe özel çözümlere yönelik özel ürünlerin imalatını yapmak üzerinedir.

Geriyi baktığımızda ürünlerimize gösterilen ilgi ve kalitemizin teyidi olan TSEK, ISO 9001 & OHSAS 18001 akreditasyonlarımızla kısa sürede vizyonumuzu gerçekleştirme yönünde ne kadar fazla işlerin başarıldığını görmek gurur vericidir.

Ülkemizde asansör sektörü uzun süredir dalgalı bir talep grafiği, sınırlı kararlılık ve düşük ölçek verimliliği gibi zorluklarla karşı karşıyadır. Sektördeki küçük firmaların yoğunluğu açıkça göstermektedir ki piyasalar verimsiz firmaları tolare edebilmektedir ve pek çok küçük firma büyüyebilme yeteneğine ve isteğine sahip değildir. Mevcut durum klasik iş modelleri üzerinde düşük maliyetli ve daha esnek operasyonlardan önemli bir rekabet baskısı getirmektedir.

Ancak, önümüzdeki senelerde sektördeki firmaların kendi spesifik işine daha fazla odaklanan organizasyonlara göre önemli dezavantajları olacağı alanlarda daha az faaliyette olacağı beklenmektedir. Ayrıca küçük firmalar için pazar toleransının yaratıcılıkları ve sürekli yenilikçilikleri ile verimlilik gösterebilen firmalarla sınırlı olacağına inanıyoruz. Bu şartlar altında hizmet vermekte olduğumuz çeşitli sektör firmalarındaki sabit maliyetleri değişken maliyetlere dönüştürebilme yeteneğimiz sektörümüz için cazip bir teklif oluşturmaktadır.

İnanıyoruz ki, tüm bu kendimizi geliştirme ve büyüme çabalarımızı destekleyip devam ettirecek momentum ve dinamizm Türkiye asansör sektöründe vardır ve önümüzdeki yıllarda da olmaya devam edecektir. Bundan sonraki yıllarda da, rekabet gücümüzü ana iş alanlarımızda kuvvetlendirerek asansör sektöründeki kurumsal müşterilerimiz için değer yaratmaya devam edeceğiz. Fabre çalışanlarına, ürünlerine ve geleceğimize göstereceğiniz güven için şimdiden teşekkür ederiz.

DEAR CUSTOMERS,

Fabre Asansör commenced business in 2005 with the vision of becoming a leading name in the elevator sector based on our core competence; the production and service of customized solutions that comprise a tailored range of elevator cabins, frames and doors.

Looking back over this period, which has demonstrated strong demand for our products from industry leaders and seen TSEK, ISO 9001/OHSAS 18001 accreditations, it is very rewarding to see the progress that has been made towards realizing our vision.

The elevator sector today faces many challenges, cyclical demand, reduced margins, and relatively low scale efficiency, leading to many small firms being unable or unwilling to grow. It is often argued that the preponderance of small firms clearly implies that the Turkish elevator sector performs poorly and that the market tolerates inefficient structures with high cost. The impact of competitors basing their offer on lower cost and more flexible commercial structures clearly challenges the effectiveness of the traditionally accepted sector business model.

In the next decade, we believe there will be a tendency for most companies in the sector to abandon operations where they are at a substantial cost disadvantage relative to the services offered by incumbents with more focused core activities. More importantly, market tolerance for small firms will be limited, preferring partners able to deliver improved efficiency, continuous innovation and lower cost. Fabre's ability to transform some of those traditional fixed costs into variable costs presents an attractive proposition for the sector.

Fabre is convinced that the elevator business in Turkey has the momentum and dynamism to catalyze and sustain our development efforts. Building on our success to date we will continue to strengthen the competitiveness of our core business areas through the identification and delivery of both significant value added propositions and creative solutions for our institutional clientele in elevator sector.

Thank you in advance for the confidence that you show in our ability to meet your demands and expectations.





www.fabre.com.tr

Fabredoor

AC Asenkron Motorun Avantajları

The Advantages of AC Asynchronous

Motor

1. AC İndüksiyon motoru vektörel ve VVVF sistemini kullanabilir. Eğer VVVF kontrol sistemi seçilirse, hız sensörüne ihtiyaç yoktur. Kontrol sisteminin metodu basittir. Ayrıca bu kontrol sistemi ile birçok motorun sürüşü sağlanabilir.
2. Vektörel kontrol, AC İndüksiyon motoru yalnızca hız bilgisine ihtiyaç duyar. Açık bilgisine gerek yoktur. Bu yüzden enkoder sadece artışı sağlar. Ayrıca AC İndüksiyon motoru başlangıç pozisyonuna ihtiyaç duymadan çalışır.
3. AC İndüksiyon motoru manyetik bozulmalara sebep olmaz. AC motor torku büyüktür ve birçok kapı tipine uygulanabilir.

Kontrol Sistemi

1. Kontrol sisteminin metodu basittir. Ayrıca bu kontrol sistemi ile birçok motorun sürüşü sağlanabilir.
2. Ağır yükte kapı açılış genişliğine göre uygulanabilir.

Motor

1. AC Induction motor can use vector control and VF control. If control adapted, speed sensor would not be necessary. The method of control is simple, meanwhile, same controller can drive several similar motors.
2. Vector control, AC induction motor only needs speed information, angle information are not necessary. Therefore, encoder only adapts increment. Besides, AC induction motor operates without initial position, during application of door system, not necessary to study Pole position and absolute encoder.
3. AC induction motor has no demagnetization problem. AC motor stall torque is rather big, can be applied to more door types.

Controller

1. The method of control is simple, same controller can drive several motors.
2. It is applicable to door open width heavy load.

AC Asenkron Motor
AC Asynchronous Motor




AC Asenkron Kontrol Panosu
AC Asynchronous Controller





J2300 - C2A

2 Panel Merkezi Açılır Kabin Kapı Mekanizması
2 Panel Centre Opening Asynchronous Car Door Mechanism



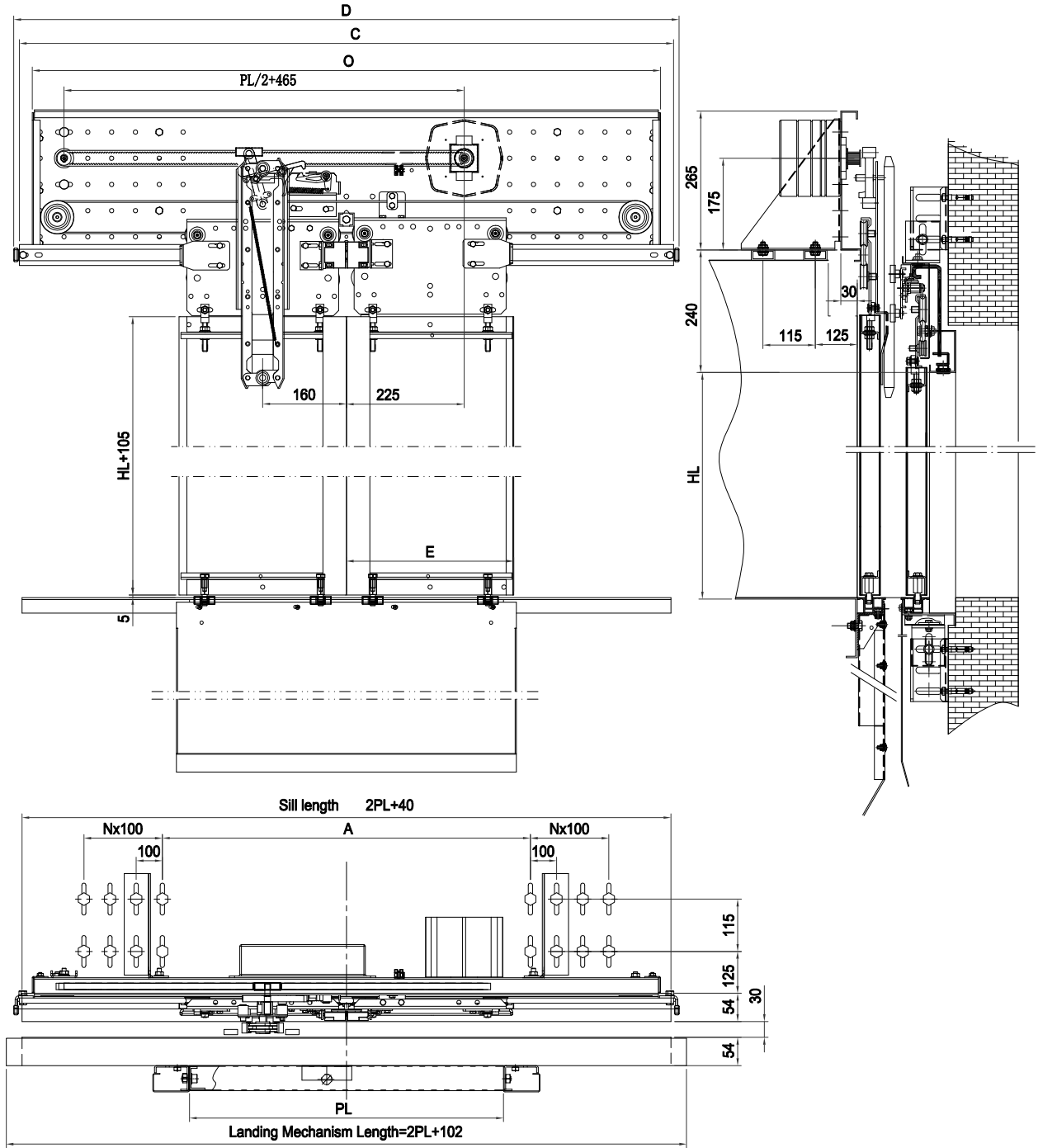
T2200 - C2A

2 Panel Merkezi Açılır Kat Kapı Mekanizması
2 Panel Centre Opening Standard Landing Door Mechanism



J2300 - C2A

2 Panel Merkezi Açılır Kabin Kapı Mekanizması
2 Panel Centre Opening Asynchronous Car Door Mechanism

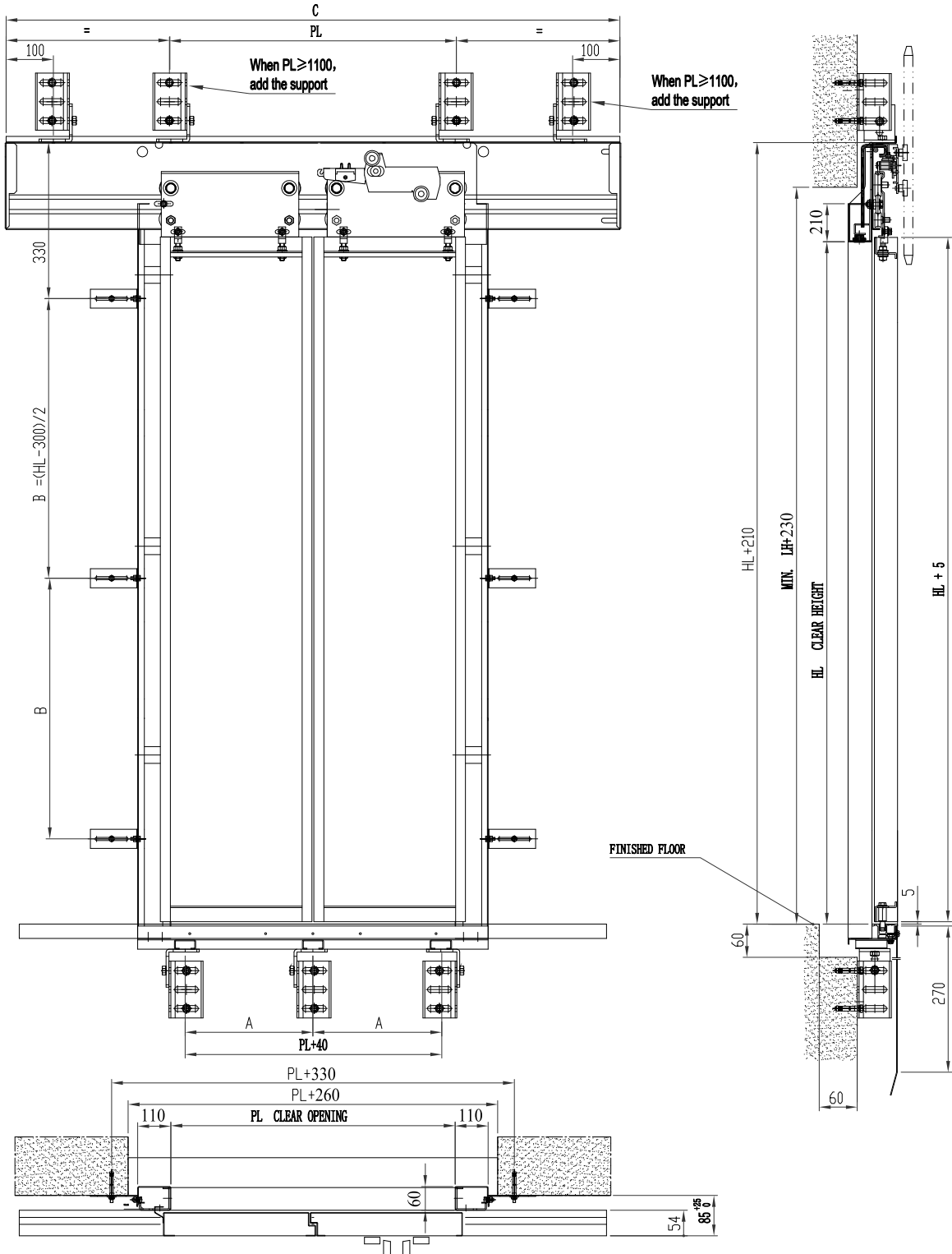


Note: When $PL \geq 1200$, Double motors are used

PL	600	650	700	750	800	850	900	1000	1100	1200
A	785	785	785	785	785	785	885	885	885	885
C	1250	1350	1450	1550	1650	1750	1850	2050	2250	2450
D	1270	1370	1470	1570	1670	1770	1870	2070	2270	2470
O	1200	1250	1400	1450	1500	1550	1600	1700	1800	2200
E	320	345	370	395	420	445	470	520	570	620
N	1	1	2	2	2	2	2	3	3	3
(s)	1.22	1.27	1.32	1.37	1.41	1.45	1.5	1.58	1.66	1.73
(kg) +/- 0.75 %	52.5	57	61.5	66	70	74.5	79	87.5	96.5	105

T2200 - C2A

2 Panel Merkezi Açılır Kat Kapı Mekanizması
2 Panel Centre Opening Standart Landing Door Mechanism



PL	600	650	700	750	800	850	900	1000	1100	1200
C	1300	1400	1500	1600	1700	1800	1900	2100	2300	2500
A	250	275	300	325	350	375	267	300	333	275
S	3	3	3	3	3	3	4	4	4	5
T	5	5	5	5	5	5	6	6	8	9


S:NUMBER OF SUPPORTS FOR SUPPORT TRACK

T:TOTAL NUMBER OF SUPPORTS



J2300 - T2A

2 Panel Teleskopik Kabin Kapı Mekanizması
2 Panel Side Opening Asynchronous Car Door Mechanism



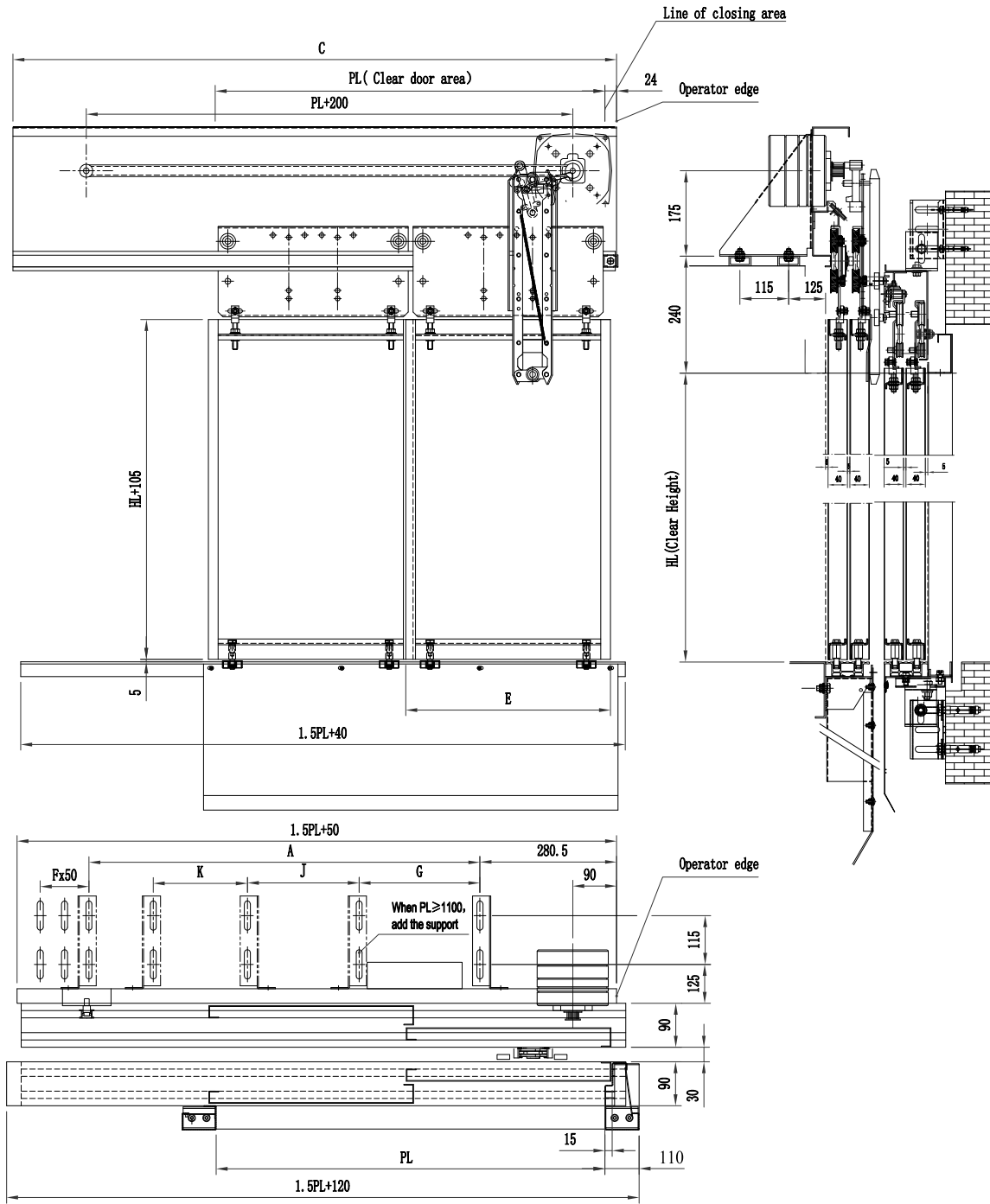
T2200 - T2A

2 Panel Teleskopik Kat Kapı Mekanizması
2 Panel Side Opening Landing Door Mechanism



J2300 - T2A

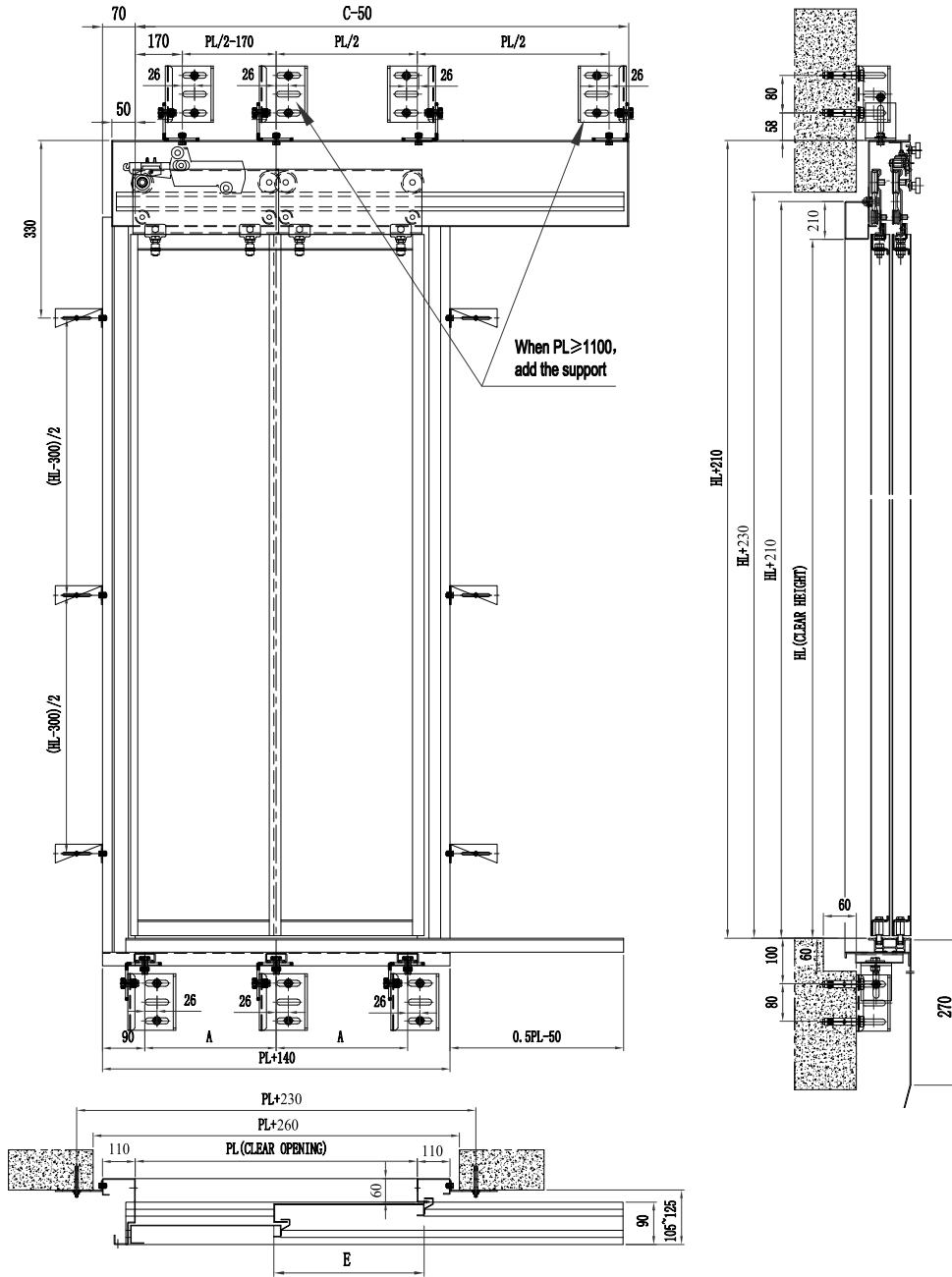
2 Panel Teleskopik Kabin Kapı Mekanizması
2 Panel Side Opening Asynchronous Car Door Mechanism



PL	600	650	700	750	800	850	900	1000	1100	1200	1300	1400	1500	1600
A	352	427	452	527	552	627	702	1102	1202	1302	1402	1502	1602	1702
G	0	0	0	0	0	0	0	270	281	326	376	400	450	400
J	0	0	0	0	0	0	0	262	340	400	400	400	450	600
K	0	0	0	0	0	0	0	270	281	326	376	400	450	400
F	1	2	2	2	2	2	1	1	2	3	4	5	6	6
C	950	1025	1100	1175	1250	1325	1400	1550	1700	1850	2000	2150	2300	2450
E	320	345	370	395	420	445	470	520	570	620	670	720	770	820
Time (s)	1.56	1.62	1.68	1.74	1.8	1.85	1.91	2.01	2.11	2.2	2.3	2.4	2.5	2.6
weight (Kg)	52.5	57	61.5	66	70	74.5	79	87.5	96.5	105	114	122.5	131.5	140

T2200 - T2A

2 Panel Teleskopik Kat Kapı Mekanizması
2 Panel Side Opening Landing Door Mechanism



PL	600	650	700	750	800	850	900	1000	1100	1200	1300	1400	1500	1600
C	1000	1075	1150	1225	1300	1375	1450	1600	1750	1900	2050	2200	2350	2500
A	250	275	300	325	350	375	267	300	300	275	300	325	280	300
E	320	345	370	395	420	445	470	520	570	620	670	720	770	820
S	3	3	3	3	3	3	4	4	4	5	5	5	6	6
T	5	5	5	5	5	5	6	6	8	9	9	9	10	10


S:NUMBER OF SUPPORTS FOR SUPPORT TRACK

T:TOTAL NUMBER OF SUPPORTS



J2300 - T3A

3 Panel Teleskopik Kabin Kapı Mekanizması
3 Panel Side Opening Asynchronous Car Door Mechanism



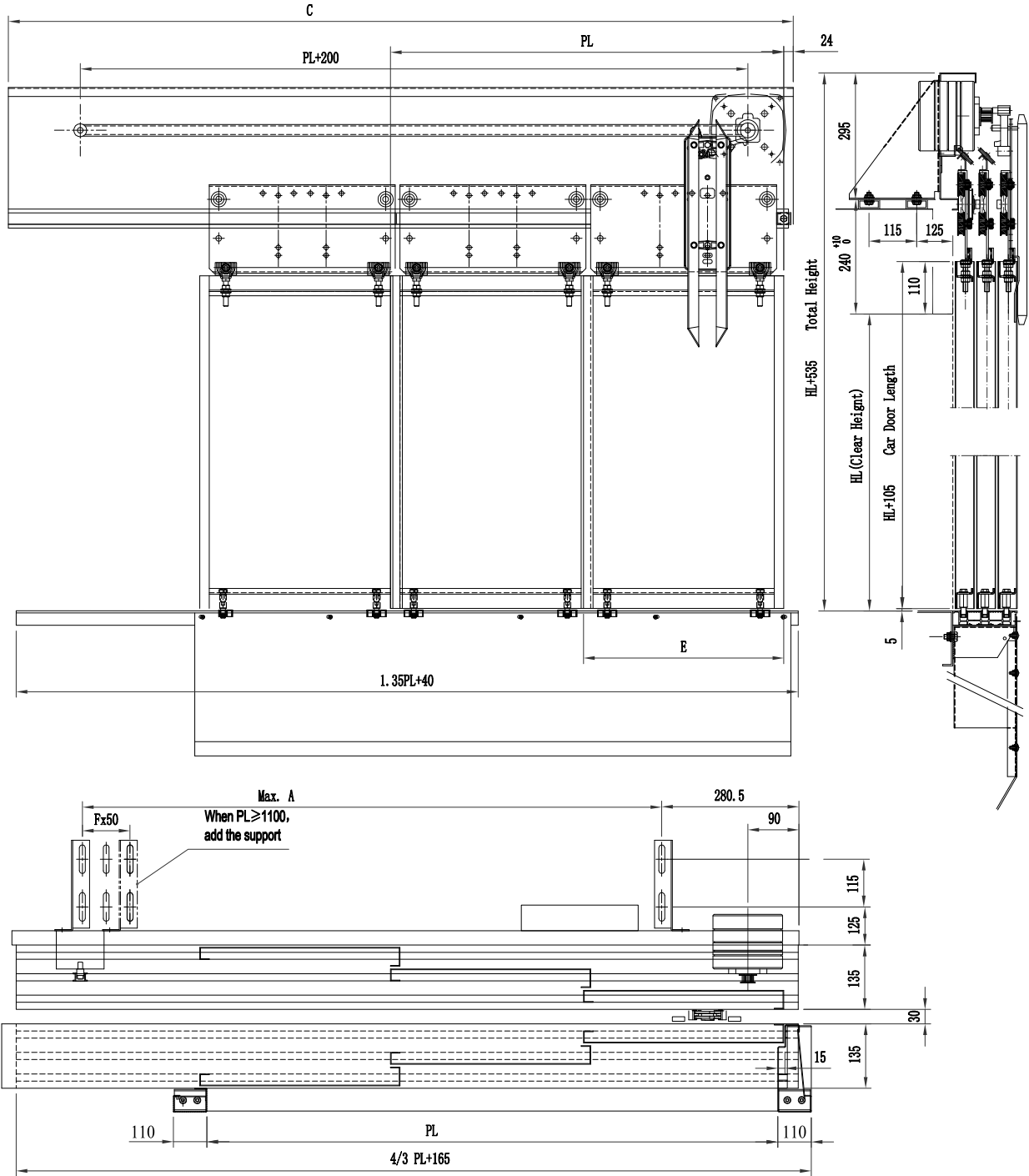
T2200 - T3A

3 Panel Teleskopik Kat Kapı Mekanizması
3 Panel Side Opening Landing Door Mechanism



J2300 - T3A

3 Panel Teleskopik Kabin Kapı Mekanizması
3 Panel Side Opening Asynchronous Car Door Mechanism

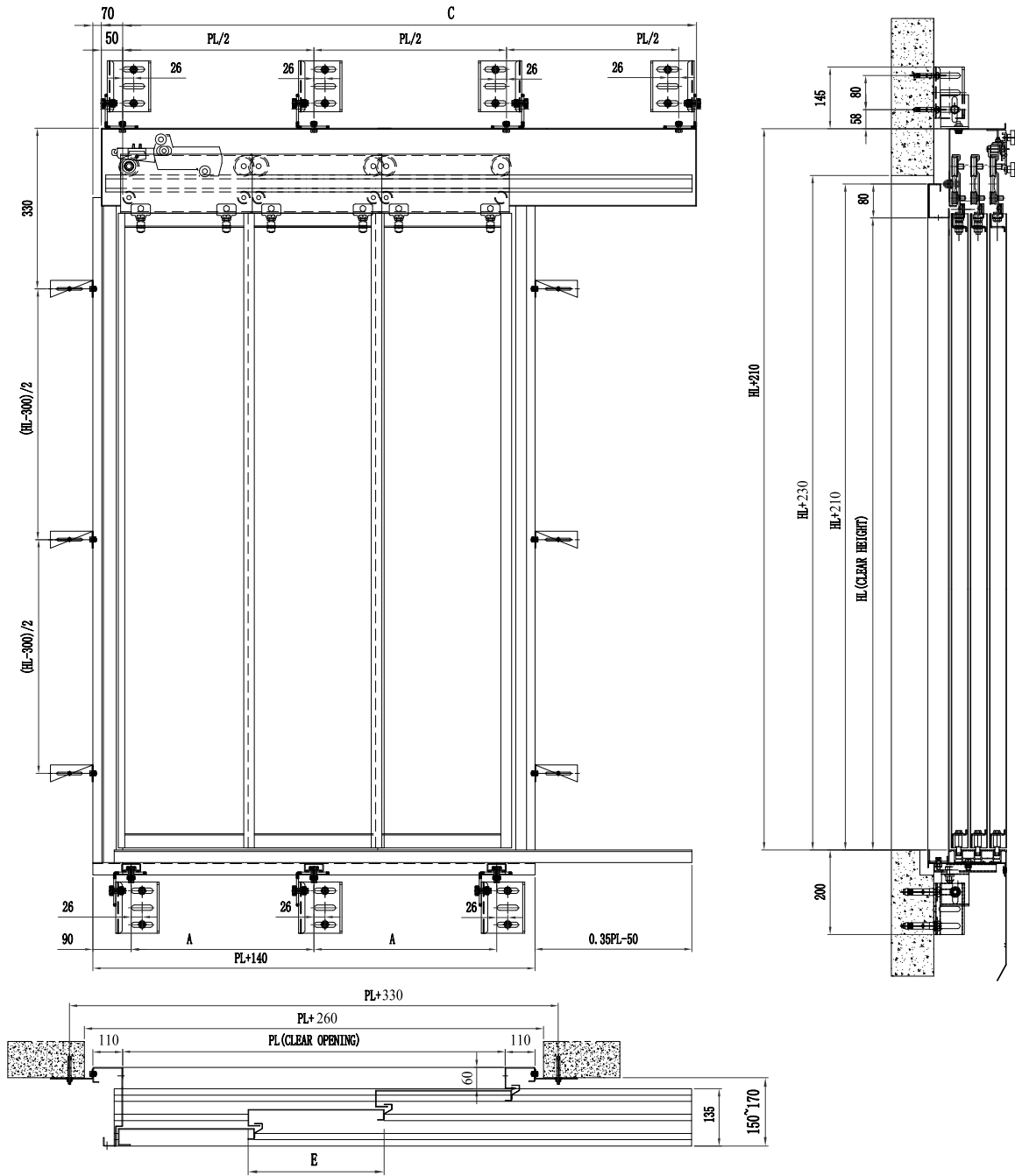


PL	600	650	700	750	800	850	900	1000	1100	1200	1300	1400	1500	1600	1700	1800	1900	2000
A	353	403	453	503	578	653	703	853	1003	1153	1253	1403	1553	1653	1803	1903	2053	2203
C	901	951	1001	1051	1126	1201	1251	1401	1551	1701	1801	1951	2101	2201	2351	2451	2601	2751
E	220	235	253	270	285	305	320	352	385	420	453	485	520	553	585	620	653	685
F	2	2	2	2	2	2	2	2	2	4	4	5	5	5	5	5	5	5
Time (s)	1.56	1.62	1.68	1.74	1.8	1.85	1.91	2.01	2.11	2.2	2.3	2.4	2.5	2.6	2.7	2.8	2.9	3
weight (Kg)	57	61.5	66	71	75.5	80.5	85	94.5	104	113.5	123	132.5	142	151	161	170	179.5	189

T2200 - T3A

3 Panel Teleskopik Kat Kapı Mekanizması

3 Panel Side Opening Landing Mechanism Door Mechanism



PL	600	650	700	750	800	850	900	1000	1100	1200	1300	1400	1500	1600	1700	1800	1900	2000
A	250	275	300	325	350	375	267	300	333	275	300	325	280	300	320	340	360	317
C	895	962	1030	1095	1160	1227	1295	1430	1560	1695	1830	1960	2095	2230	2360	2495	2630	2760
S	3	3	3	3	3	3	4	4	4	5	5	5	5	6	7	7	7	8
T	5	5	5	5	5	5	6	6	8	9	9	9	9	10	11	11	11	12

S:NUMBER OF SUPPORTS FOR SUPPORT TRACK

T:TOTAL NUMBER OF SUPPORTS



J2300 - C4A

4 Panel Merkezi Açılır Kabin Kapı Mekanizması
4 Panel Centre Opening Asynchronous Car Door Mechanism



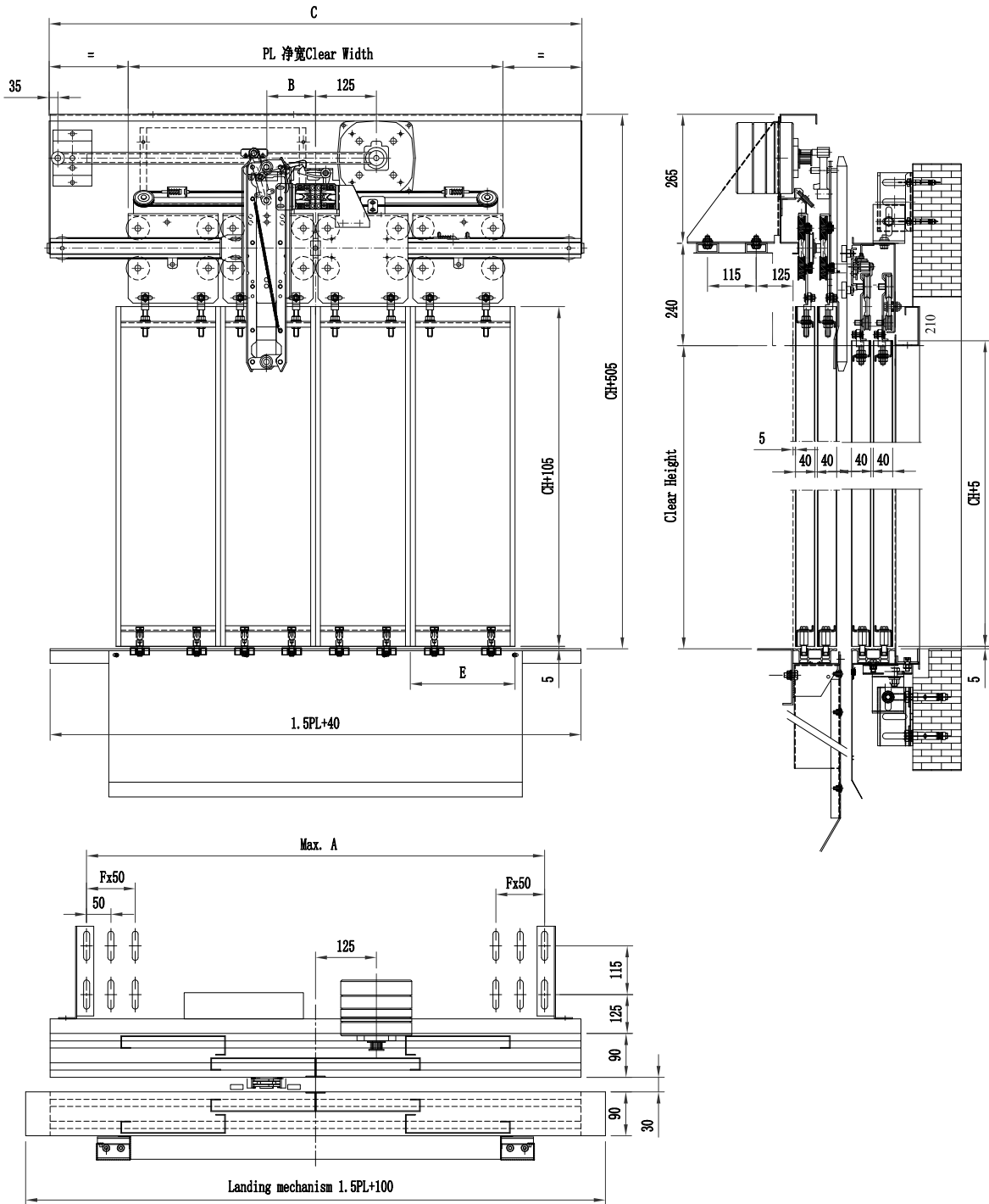
T2200 - C4A

4 Panel Merkezi Açılır Kat Kapı Mekanizması
4 Panel Centre Opening Standart Door Mechanism



J2300 - C4A

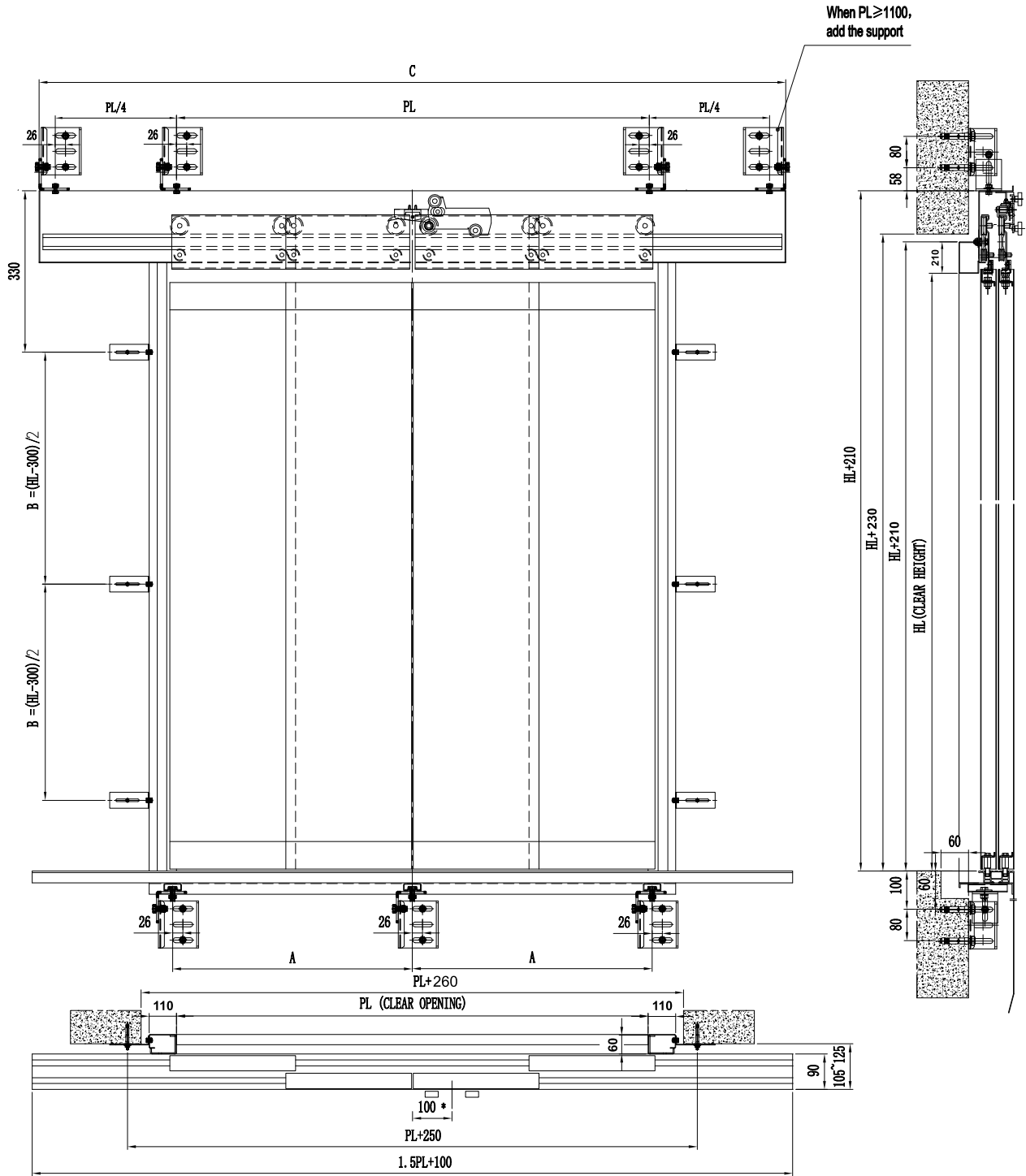
4 Panel Merkezi Açılır Kabin Kapı Mekanizması
4 Panel Centre Opening Asynchronous Car Door Mechanism



PL	700	750	800	900	1000	1100
A	662	737	812	962	1112	1262
C	1100	1175	1250	1400	1550	1700
E	195	207.5	220	245	270	295
F	1	1	1	2	3	3
B	100	100	100	100	160	160
Time (s)	1.32	1.37	1.41	1.5	1.58	1.66
weight (Kg)	72	77	82	92.5	102.5	113

T2200 - C4A

4 Panel Merkezi Açılır Kat Kapı Mekanizması 4 Panel Centre Opening Standart Door Mechanism



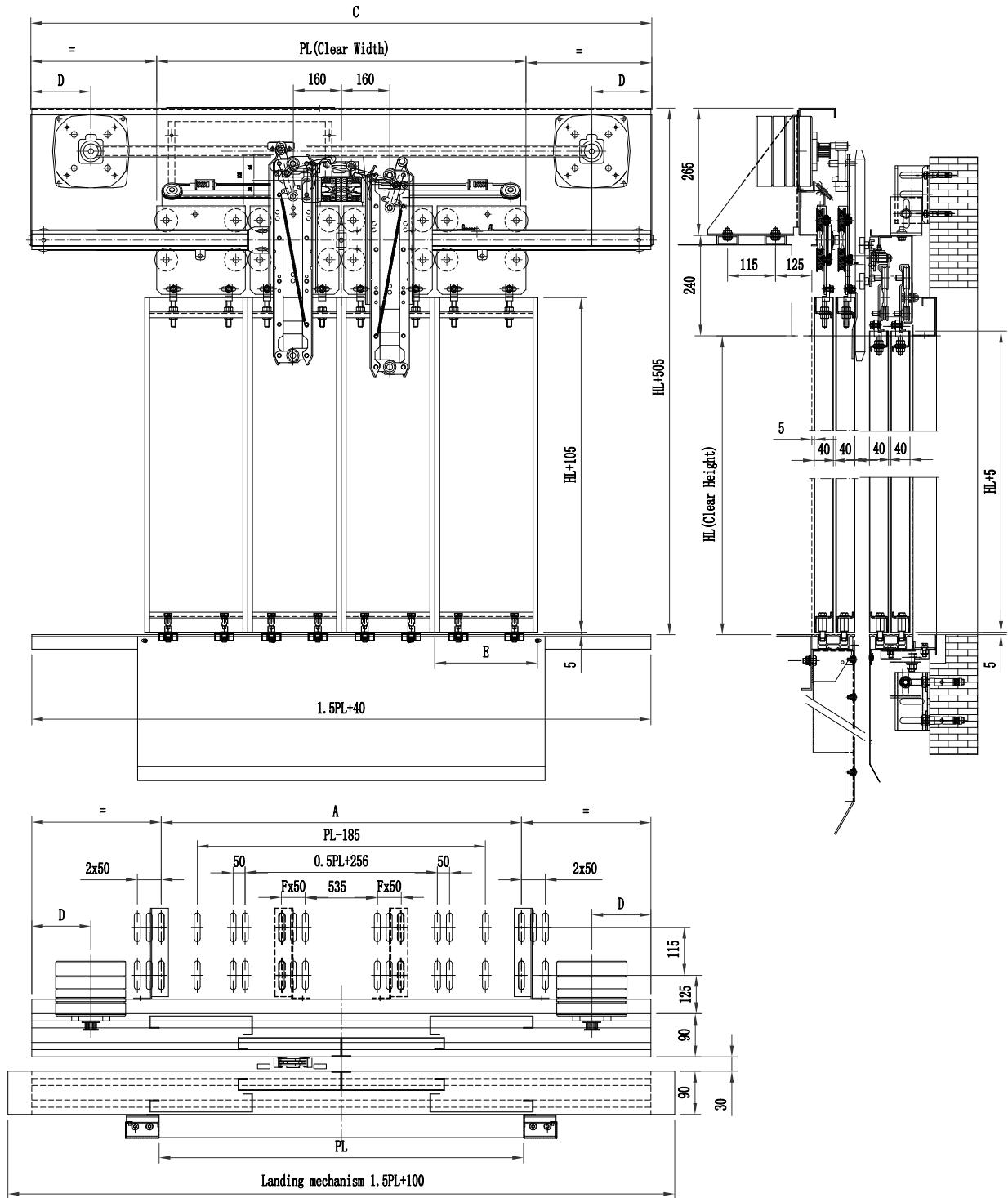
PL	700	750	800	900	1000	1100
C						
A	300	325	350	267	300	333
S	3	3	3	4	4	4
T	5	5	5	6	6	8

S:NUMBER OF SUPPORTS FOR SUPPORT TRACK

T:TOTAL NUMBER OF SUPPORTS

J2300 - C4A

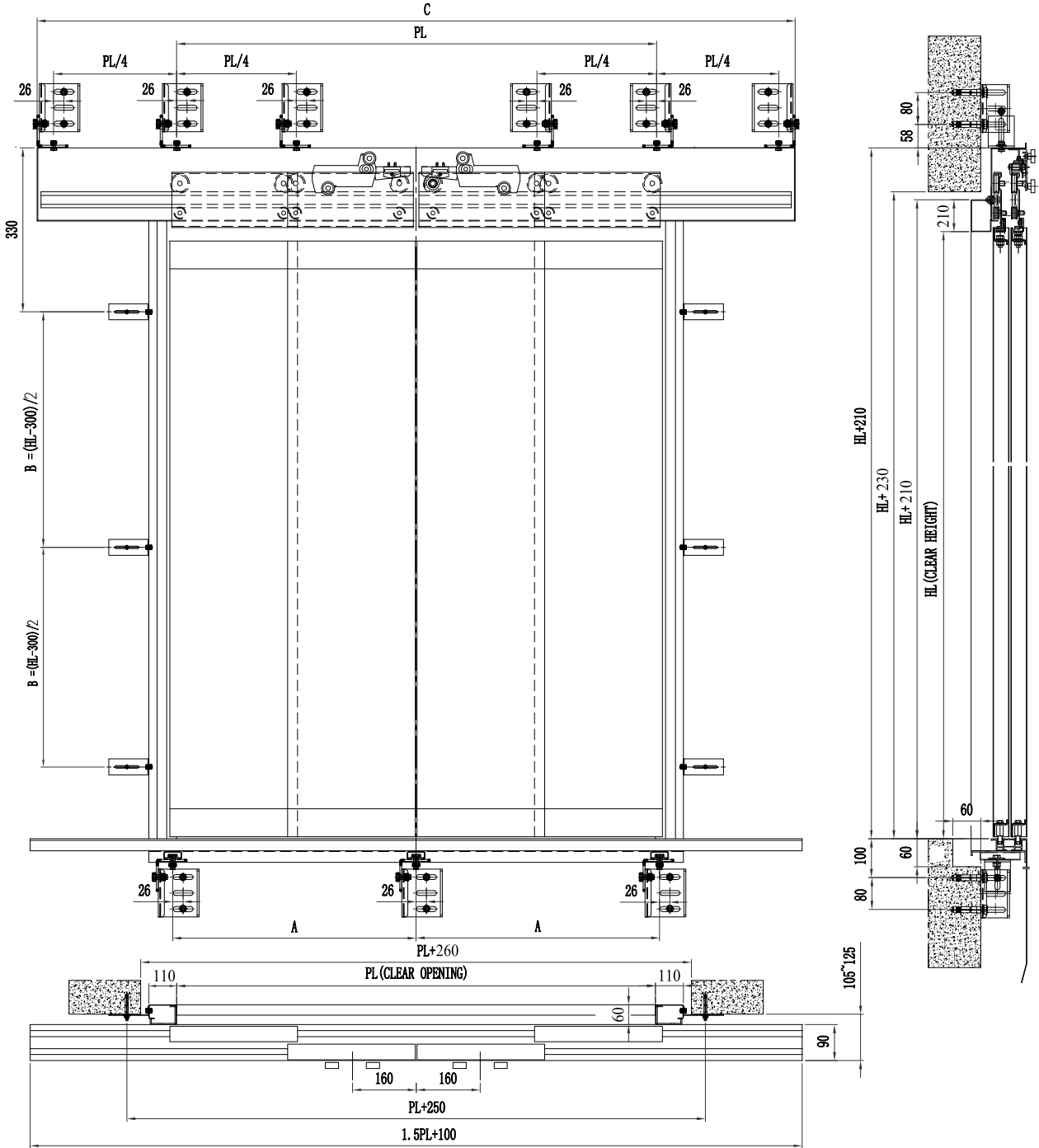
4 Panel Merkezi Açılır Kabin Kapı Mekanizması
4 Panel Centre Opening Asynchronous Car Door Mechanism



PL	1200	1300	1400	1500	1600	1700	1800	1900	2000	2100	2200	2300	2400	2500
A	1178	1328	1401	1551	1701	1751	1901	1951	2101	2145	2295	2351	2501	2551
C	1854	2004	2154	2304	2454	2604	2754	2904	3054	3204	3354	3504	3654	3804
D	88.5	88.5	127	127	127	177	177	227	227	280	280	327	327	377
E	320	345	370	395	420	445	470	495	520	545	570	595	620	645
F	2	2	2	2	3	3	3	3	3	3	3	3	3	3
Time (s)	1.73	1.8	1.87	1.94	2	2.06	2.12	2.18	2.24	2.29	2.35	2.4	2.45	2.5
weight (Kg)	123	134	143.5	154	164	174.5	184.5	195	205	215.5	225.5	236	246	256.5

T2200 - C4A

4 Panel Merkezi Açılır Kat Kapı Mekanizması 4 Panel Centre Opening Standart Door Mechanism



PL	1200	1300	1400	1500	1600	1700	1800	1900	2000	2100	2200	2300	2400	2500
C	1900	2050	2200	2350	2500	2650	2800	2950	3100	3250	3400	3550	3700	3850
A	275	300	325	280	300	320	340	360	317	333	350	367	329	343
S	5	5	5	6	6	7	7	7	8	8	8	9	9	9
T	9	9	9	10	10	11	11	11	14	14	14	15	15	15

S: NUMBER OF SUPPORTS FOR SUPPORT TRACK

T: TOTAL NUMBER OF SUPPORTS



J2300 - C6B

6 Panel Merkezi Açılır Kabin Kapı Mekanizması
6 Panel Centre Opening Asynchronous Car Door Mechanism



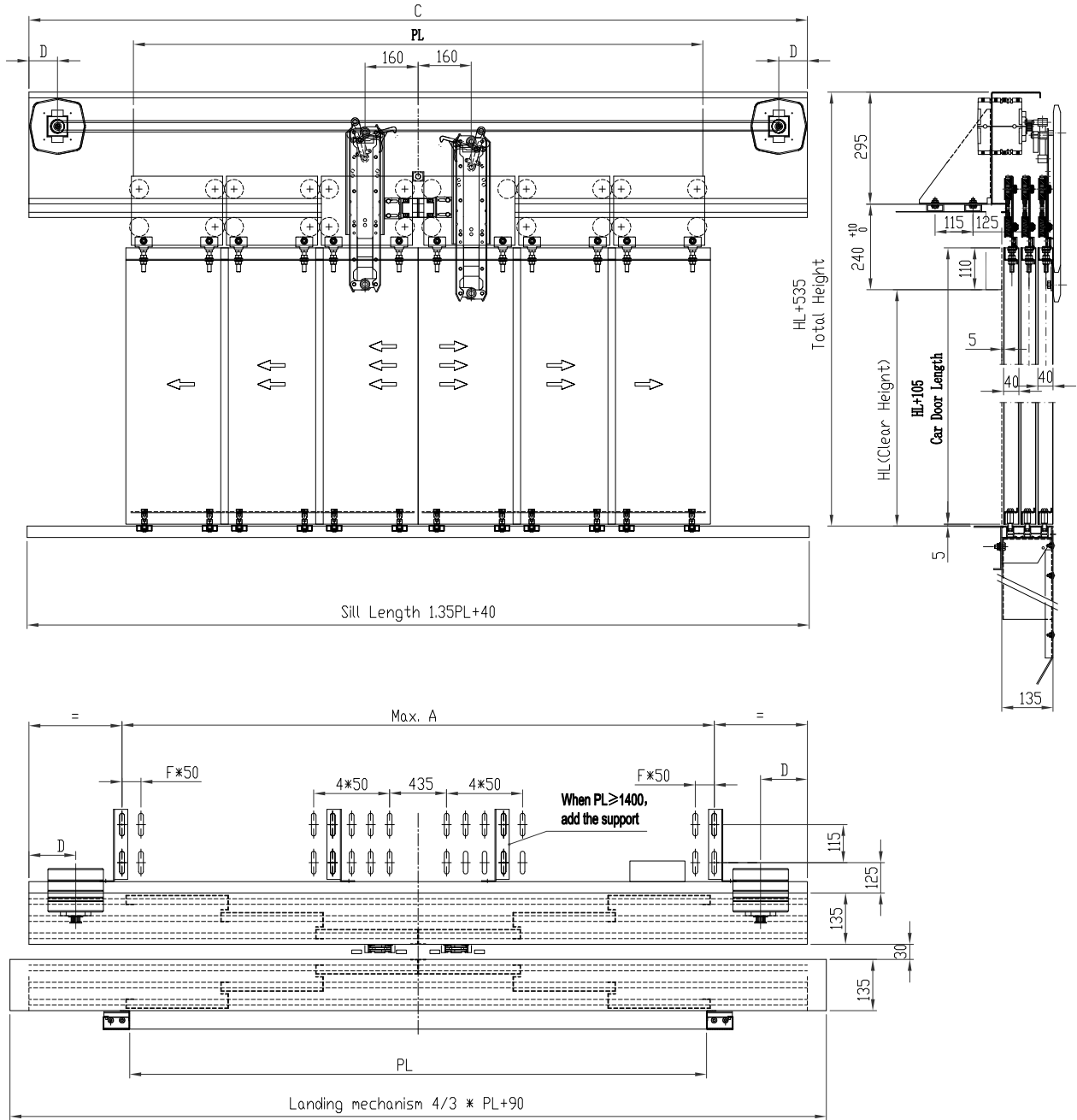
T2200 - C6B

6 Panel Merkezi Açılır Kat Kapı Mekanizması
6 Panel Centre Opening Standart Landing Door Mechanism



J2300 - C6B

6 Panel Merkezi Açılır Kabin Kapı Mekanizması
6 Panel Centre Opening Asynchronous Car Door Mechanism

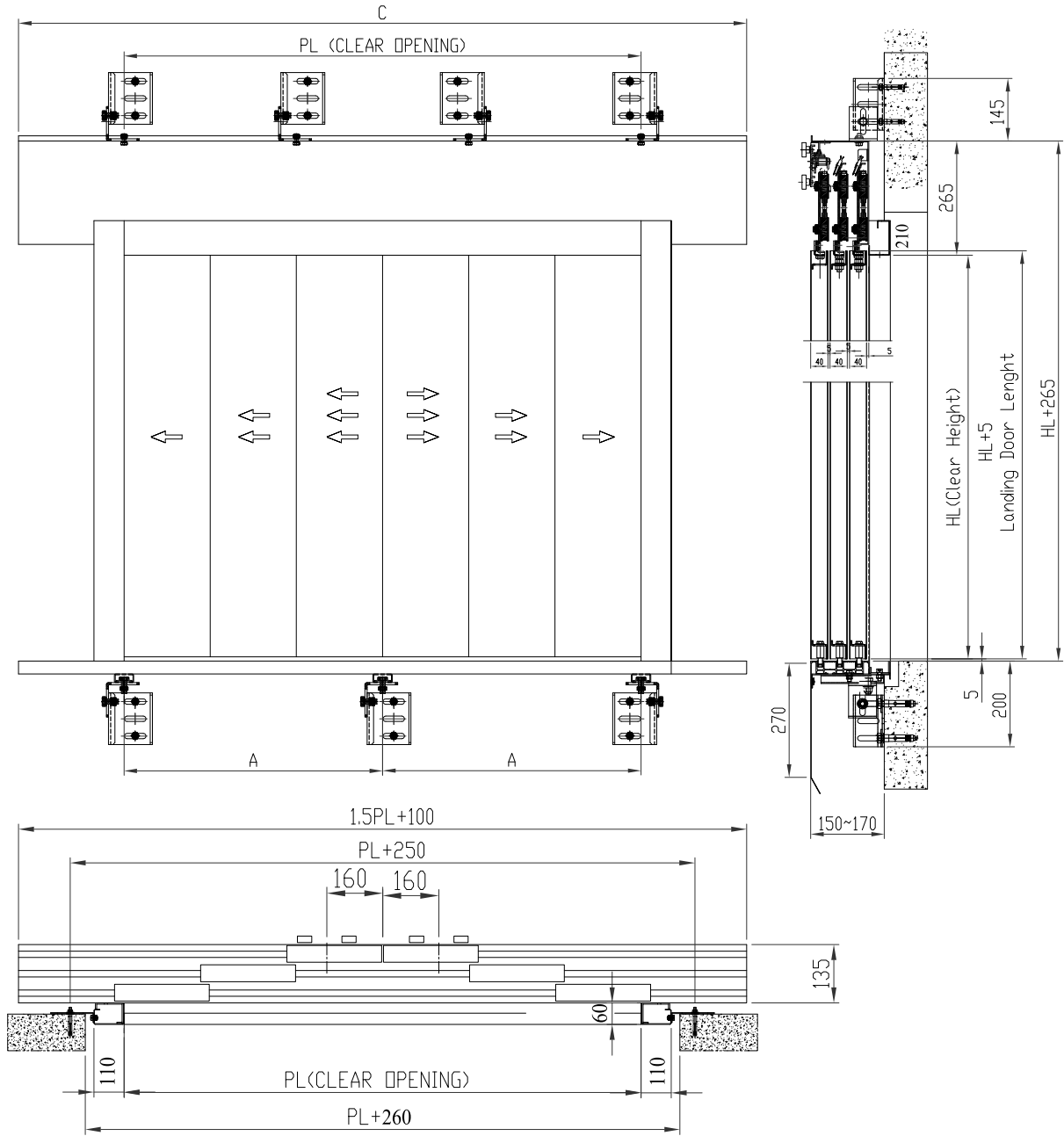


PL	2000	2100	2200	2300	2400	2500	2600	2700	2800	2900	3000
A	2115	2215	2265	2415	2515	2665	2815	2915	3065	3215	3315
C	2750	2850	3000	3150	3250	3400	3550	3650	3800	3950	4050
D	125	125	125	175	175	175	225	225	225	275	275
E	353	370	385	405	420	435	453	470	485	505	520
F	1	1	1	1	1	1	1	1	1	1	1
Time (s)	2.24	2.29	2.35	2.4	2.45	2.5	2.55	2.6	2.65	2.7	2.75
Weight (kg)	237.5	250	262	273.5	285	297	309	321	332.5	344.5	356.5

T2200 - C6B

6 Panel Merkezi Açılır Kat Kapı Mekanizması

6 Panel Centre Opening Standart Landing Door Mechanism



PL	2000	2100	2200	2300	2400	2500	2600	2700	2800	2900	3000
A	317	333	350	367	329	343	313	325	338	350	363
C	2757	2890	3024	3157	3290	3424	3557	3690	3824	3960	4094
S	8	8	8	9	9	9	10	10	10	10	10
T	12	12	14	15	15	15	16	16	16	16	16


S:NUMBER OF SUPPORTS FOR SUPPORT TRACK

T:TOTAL NUMBER OF SUPPORTS



Cam Panel / Glass Pannel

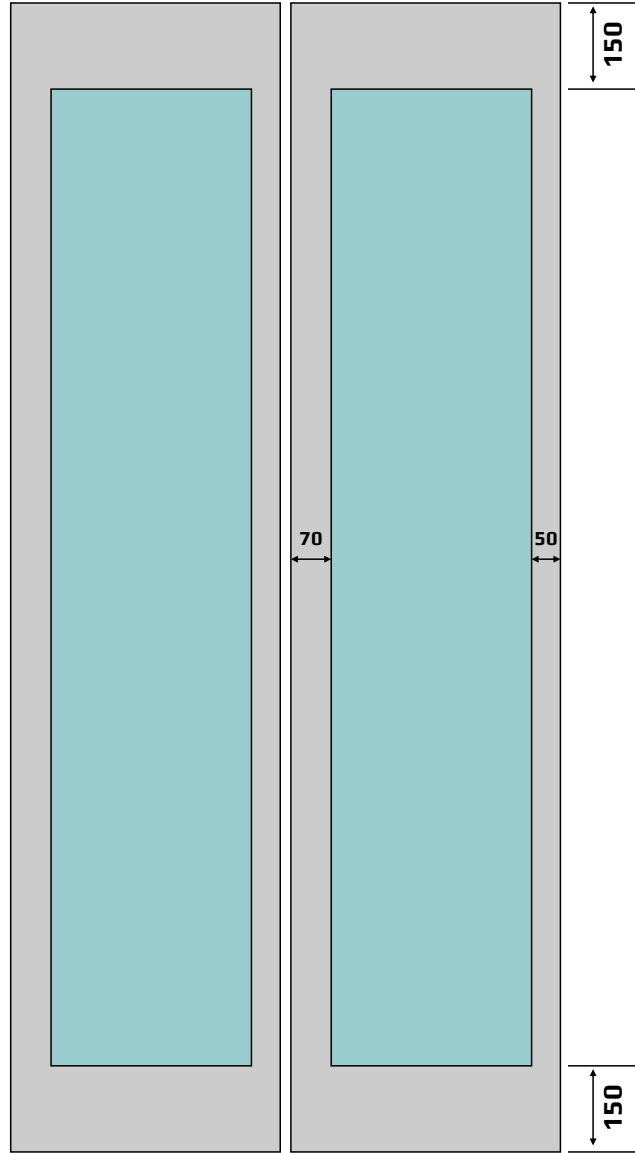
- 8+8 mm lamine + tamperli cam.
- Alt ve üst başlıklar opsiyonel kaplama
- Gizli montaj
- Kolay cam deęiřimi
- 8 + 8 mm laminated tempered glass.
- The upper and lower headers optional coating
- hidden installation
- Easy glass replacement





Cam Panel / Glass Panel

- 4+4 mm lamine cam.
- Paslanmaz üretim & vidalı montaj.
- Gizli montaj.
- Kolay cam deęiřimi.
- 4 + 4 mm laminated glass.
- Stainless steel production & screw mounting.
- Hidden installation.
- Easy glass replacement







FABRE
ASANSÖR

MORE THAN

ELEVATOR

F100

DETAYLAR

Kabin İçi Kaplama
Laminat

Kabin İçi Aksesuar
Satine Paslanmaz

Kabin İçi Tavan
Lazer Kesim

Kabin İçi Taban
Granit

Kabin İçi Ayna Şekli
Yarım Boy

DETAILS

Cabin Coating
Laminate

Cabin Accessories
Satin Stainless

Cabin Ceiling
Laser Cutting

Cabin Floor
Granite

Cabin Mirror
Half Height



F200



DETAYLAR

- Kabin İçi Kaplama**
Laminant
- Kabin İçi Aksesuar**
Satine Paslanmaz
- Kabin İçi Tavan**
Lazer Kesim
- Kabin İçi Taban**
Granit
- Kabin İçi Ayna Şekli**
Yarım Boy

DETAILS

- Cabin Coating**
Laminate
- Cabin Accessories**
Satin Stainless
- Cabin Ceiling**
Laser Cutting
- Cabin Floor**
Granite
- Cabin Mirror**
Half Height

F300

DETAYLAR

Kabin İçi Kaplama
Lamine Cam

Kabin İçi Aksesuar
Satine Paslanmaz

Kabin İçi Tavan
Lazer Kesim

Kabin İçi Taban
Granit

Kabin İçi Ayna Şekli
Yarım Boy

DETAILS

Cabin Coating
Laminated Glass

Cabin Accessories
Satin Stainless

Cabin Ceiling
Laser Cutting

Cabin Floor
Granite

Cabin Mirror
Half Height



F400



DETAYLAR

- Kabin İçi Kaplama**
Laminat
- Kabin İçi Aksesuar**
Satine Paslanmaz
- Kabin İçi Tavan**
Lazer Kesim
- Kabin İçi Taban**
Granit
- Kabin İçi Ayna Şekli**
Yarım Boy

DETAILS

- Cabin Coating**
Laminate
- Cabin Accessories**
Satin Stainless
- Cabin Ceiling**
Laser Cutting
- Cabin Floor**
Granite
- Cabin Mirror**
Half Height

F500

DETAYLAR

Kabin İçi Kaplama
Lamine Cam

Kabin İçi Aksesuar
Satine Paslanmaz

Kabin İçi Tavan
Lazer Kesim

Kabin İçi Taban
Granit

Kabin İçi Ayna Şekli
Tam Boy

DETAILS

Cabin Coating
Laminated Glass

Cabin Accessories
Satin Stainless

Cabin Ceiling
Laser Cutting

Cabin Floor
Granite

Cabin Mirror
Full Height



F600



DETAYLAR

- Kabin İçi Kaplama**
Laminat
- Kabin İçi Aksesuar**
Satine Paslanmaz
- Kabin İçi Tavan**
Lazer Kesim
- Kabin İçi Taban**
Granit
- Kabin İçi Ayna Şekli**
Tam Boy

DETAILS

- Cabin Coating**
Laminate
- Cabin Accessories**
Satin Stainless
- Cabin Ceiling**
Laser Cutting
- Cabin Floor**
Granite
- Cabin Mirror**
Full Height

F700

DETAYLAR

Kabin İçi Kaplama
Lamine Cam

Kabin İçi Aksesuar
Satine Paslanmaz

Kabin İçi Tavan
Lazer Kesim

Kabin İçi Taban
Granit

Kabin İçi Ayna Şekli
Tam Boy

DETAILS

Cabin Coating
Laminated Glass

Cabin Accessories
Satin Stainless

Cabin Ceiling
Laser Cutting

Cabin Floor
Granite

Cabin Mirror
Full Height



F800



DETAYLAR

- Kabin İçi Kaplama**
Laminat
- Kabin İçi Aksesuar**
Satine Paslanmaz
- Kabin İçi Tavan**
Lazer Kesim
- Kabin İçi Taban**
Granit
- Kabin İçi Ayna Şekli**
Tam Boy

DETAILS

- Cabin Coating**
Laminate
- Cabin Accessories**
Satin Stainless
- Cabin Ceiling**
Laser Cutting
- Cabin Floor**
Granite
- Cabin Mirror**
Full Height

F900

DETAYLAR

Kabin İçi Kaplama
Laminat

Kabin İçi Aksesuar
Satine Paslanmaz

Kabin İçi Tavan
Lazer Kesim

Kabin İçi Taban
Granit

Kabin İçi Ayna Şekli
Yarım Boy

DETAILS

Cabin Coating
Laminate

Cabin Accessories
Satin Stainless

Cabin Ceiling
Laser Cutting

Cabin Floor
Granite

Cabin Mirror
Half Height



F1000



DETAYLAR

- Kabin İçi Kaplama**
Laminat
- Kabin İçi Aksesuar**
Satine Paslanmaz
- Kabin İçi Tavan**
Lazer Kesim
- Kabin İçi Taban**
Granit
- Kabin İçi Ayna Şekli**
Tam Boy

DETAILS

- Cabin Coating**
Laminate
- Cabin Accessories**
Satin Stainless
- Cabin Ceiling**
Laser Cutting
- Cabin Floor**
Granite
- Cabin Mirror**
Full Height

F1200

DETAYLAR

Kabin İçi Kaplama
Laminat

Kabin İçi Aksesuar
Satine Paslanmaz

Kabin İçi Tavan
Lazer Kesim

Kabin İçi Taban
Granit

Kabin İçi Ayna Şekli
Yarım Boy

DETAILS

Cabin Coating
Laminate

Cabin Accessories
Satin Stainless

Cabin Ceiling
Laser Cutting

Cabin Floor
Granite

Cabin Mirror
Half Height



F1300



DETAYLAR

- Kabin İçi Kaplama**
Laminat
- Kabin İçi Aksesuar**
Satine Paslanmaz
- Kabin İçi Tavan**
Lazer Kesim
- Kabin İçi Taban**
Granit
- Kabin İçi Ayna Şekli**
Tam Boy

DETAILS

- Cabin Coating**
Laminate
- Cabin Accessories**
Satin Stainless
- Cabin Ceiling**
Laser Cutting
- Cabin Floor**
Granite
- Cabin Mirror**
Full Height

F1400

DETAYLAR

Kabin İçi Kaplama
Laminat

Kabin İçi Aksesuar
Satine Paslanmaz

Kabin İçi Tavan
Lazer Kesim

Kabin İçi Taban
Granit

Kabin İçi Ayna Şekli
Tam Boy

DETAILS

Cabin Coating
Laminate

Cabin Accessories
Satin Stainless

Cabin Ceiling
Laser Cutting

Cabin Floor
Granite

Cabin Mirror
Full Height



F1500



DETAYLAR

- Kabin İçi Kaplama**
Ahşap
- Kabin İçi Aksesuar**
Satine Paslanmaz
- Kabin İçi Tavan**
Lazer Kesim
- Kabin İçi Taban**
Granit
- Kabin İçi Ayna Şekli**
Tam Boy

DETAILS

- Cabin Coating**
Wood
- Cabin Accessories**
Satin Stainless
- Cabin Ceiling**
Laser Cutting
- Cabin Floor**
Granite
- Cabin Mirror**
Full Height

F1600

DETAYLAR

Kabin İçi Kaplama
Laminat

Kabin İçi Aksesuar
Satine Paslanmaz

Kabin İçi Tavan
Lazer Kesim

Kabin İçi Taban
Granit

Kabin İçi Ayna Şekli
Tam Boy

DETAILS

Cabin Coating
Laminate

Cabin Accessories
Satin Stainless

Cabin Ceiling
Laser Cutting

Cabin Floor
Granite

Cabin Mirror
Full Height



F1700



DETAYLAR

- Kabin İçi Kaplama**
Laminat
- Kabin İçi Aksesuar**
Satine Paslanmaz
- Kabin İçi Tavan**
Lazer Kesim
- Kabin İçi Taban**
Granit
- Kabin İçi Ayna Şekli**
Tam Boy

DETAILS

- Cabin Coating**
Laminate
- Cabin Accessories**
Satin Stainless
- Cabin Ceiling**
Laser Cutting
- Cabin Floor**
Granite
- Cabin Mirror**
Full Height

F1800

DETAYLAR

Kabin İçi Kaplama
Laminat

Kabin İçi Aksesuar
Satine Paslanmaz

Kabin İçi Tavan
Ahşap

Kabin İçi Taban
Granit

Kabin İçi Ayna Şekli
Tam Boy

DETAILS

Cabin Coating
Laminate

Cabin Accessories
Satin Stainless

Cabin Ceiling
Laminate

Cabin Floor
Granite

Cabin Mirror
Full Height



F1900



DETAYLAR

- Kabin İçi Kaplama**
Laminat
- Kabin İçi Aksesuar**
Satine Paslanmaz
- Kabin İçi Tavan**
Lazer Kesim
- Kabin İçi Taban**
Granit
- Kabin İçi Ayna Şekli**
Yarım Boy

DETAILS

- Cabin Coating**
Laminate
- Cabin Accessories**
Satin Stainless
- Cabin Ceiling**
Laser Cutting
- Cabin Floor**
Granite
- Cabin Mirror**
Half Height

F2000

DETAYLAR

Kabin İçi Kaplama
Özel Baskı

Kabin İçi Aksesuar
Satine Paslanmaz

Kabin İçi Tavan
Lazer Kesim

Kabin İçi Taban
Granit

Kabin İçi Ayna Şekli
Tam Boy

DETAILS

Cabin Coating
Picture

Cabin Accessories
Satin Stainless

Cabin Ceiling
Laser Cutting

Cabin Floor
Granite

Cabin Mirror
Full Height



F2100



DETAYLAR

- Kabin İçi Kaplama**
Özel Baskı
- Kabin İçi Aksesuar**
Satine Paslanmaz
- Kabin İçi Tavan**
Lazer Kesim
- Kabin İçi Taban**
Granit
- Kabin İçi Ayna Şekli**
Tam Boy

DETAILS

- Cabin Coating**
Picture
- Cabin Accessories**
Satin Stainless
- Cabin Ceiling**
Laser Cutting
- Cabin Floor**
Granite
- Cabin Mirror**
Full Height

F2200

DETAYLAR

Kabin İçi Kaplama
Özel Baskı

Kabin İçi Aksesuar
Satine Paslanmaz

Kabin İçi Tavan
Lazer Kesim

Kabin İçi Taban
Temperli Baskılı Cam

Kabin İçi Ayna Şekli
Tam Boy

DETAILS

Cabin Coating
Picture

Cabin Accessories
Satin Stainless

Cabin Ceiling
Laser Cutting

Cabin Floor
Printed Tempered
Glass

Cabin Mirror
Full Height



F2300



DETAYLAR

- Kabin İçi Kaplama**
Özel Baskı
- Kabin İçi Aksesuar**
Satine Paslanmaz
- Kabin İçi Tavan**
Lazer Kesim
- Kabin İçi Taban**
Temperli Baskılı Cam
- Kabin İçi Ayna Şekli**
Tam Boy

DETAILS

- Cabin Coating**
Picture
- Cabin Accessories**
Satin Stainless
- Cabin Ceiling**
Laser Cutting
- Cabin Floor**
Printed Tempered Glass
- Cabin Mirror**
Full Height

F2400

DETAYLAR

Kabin İçi Kaplama
Özel Baskı

Kabin İçi Aksesuar
Satine Paslanmaz

Kabin İçi Tavan
Lazer Kesim

Kabin İçi Taban
Granit

Kabin İçi Ayna Şekli
Tam Boy

DETAILS

Cabin Coating
Picture

Cabin Accessories
Satin Stainless

Cabin Ceiling
Laser Cutting

Cabin Floor
Granite

Cabin Mirror
Full Height



F2500



DETAYLAR

- Kabin İçi Kaplama**
Özel Baskı
- Kabin İçi Aksesuar**
Satine Paslanmaz
- Kabin İçi Tavan**
Lazer Kesim
- Kabin İçi Taban**
Granit
- Kabin İçi Ayna Şekli**
Tam Boy

DETAILS

- Cabin Coating**
Picture
- Cabin Accessories**
Satin Stainless
- Cabin Ceiling**
Laser Cutting
- Cabin Floor**
Granite
- Cabin Mirror**
Full Height

F2600

DETAYLAR

Kabin İçi Kaplama
Özel Baskı

Kabin İçi Aksesuar
Satine Paslanmaz

Kabin İçi Tavan
Lazer Kesim

Kabin İçi Taban
Granit

Kabin İçi Ayna Şekli
Tam Boy

DETAILS


Cabin Coating
Picture

Cabin Accessories
Satin Stainless

Cabin Ceiling
Laser Cutting

Cabin Floor
Granite

Cabin Mirror
Full Height



F2700



DETAYLAR

- Kabin İçi Kaplama**
Özel Baskı
- Kabin İçi Aksesuar**
Satine Paslanmaz
- Kabin İçi Tavan**
Lazer Kesim
- Kabin İçi Taban**
Granit
- Kabin İçi Ayna Şekli**
Tam Boy

DETAILS

- Cabin Coating**
Picture
- Cabin Accessories**
Satin Stainless
- Cabin Ceiling**
Laser Cutting
- Cabin Floor**
Granite
- Cabin Mirror**
Full Height

F2800

DETAYLAR

Kabin İçi Kaplama
Satine Paslanmaz

Kabin İçi Aksesuar
Satine Paslanmaz

Kabin İçi Tavan
Lazer Kesim

Kabin İçi Taban
Granit

Kabin İçi Ayna Şekli
Tam Boy

DETAILS

Cabin Coating
Satin Stainless

Cabin Accessories
Satin Stainless

Cabin Ceiling
Laser Cutting

Cabin Floor
Granite

Cabin Mirror
Full Height



F2900



DETAYLAR

- Kabin İçi Kaplama**
Satine Paslanmaz
- Kabin İçi Aksesuar**
Satine Paslanmaz
- Kabin İçi Tavan**
Lazer Kesim
- Kabin İçi Taban**
Granit
- Kabin İçi Ayna Şekli**
Tam Boy

DETAILS

- Cabin Coating**
Satin Stainless
- Cabin Accessories**
Satin Stainless
- Cabin Ceiling**
Laser Cutting
- Cabin Floor**
Granite
- Cabin Mirror**
Full Height

F3000

DETAYLAR

Kabin İçi Kaplama

Satine Paslanmaz

Kabin İçi Aksesuar

Satine Paslanmaz

Kabin İçi Tavan

Lazer Kesim

Kabin İçi Taban

Granit

Kabin İçi Ayna Şekli

Yarım Boy

DETAILS

Cabin Coating

Satin Stainless

Cabin Accessories

Satin Stainless

Cabin Ceiling

Laser Cutting

Cabin Floor

Granite

Cabin Mirror

Half Height



F3100



DETAYLAR

- Kabin İçi Kaplama**
Satine Paslanmaz
- Kabin İçi Aksesuar**
Satine Paslanmaz
- Kabin İçi Tavan**
Lazer Kesim
- Kabin İçi Taban**
Granit
- Kabin İçi Ayna Şekli**
Yarım Boy

DETAILS

- Cabin Coating**
Satin Stainless
- Cabin Accessories**
Satin Stainless
- Cabin Ceiling**
Laser Cutting
- Cabin Floor**
Granite
- Cabin Mirror**
Half Height

F3200

DETAYLAR

Kabin İçi Kaplama

Satine Paslanmaz

Kabin İçi Aksesuar

Satine Paslanmaz

Kabin İçi Tavan

Lazer Kesim

Kabin İçi Taban

Granit

Kabin İçi Ayna Şekli

Tam Boy

DETAILS

Cabin Coating

Satin Stainless

Cabin Accessories

Satin Stainless

Cabin Ceiling

Laser Cutting

Cabin Floor

Granite

Cabin Mirror

Full Height



F3300



DETAYLAR

- Kabin İçi Kaplama**
Dekoratif Paslanmaz
- Kabin İçi Aksesuar**
Satine Paslanmaz
- Kabin İçi Tavan**
Lazer Kesim
- Kabin İçi Taban**
Granit
- Kabin İçi Ayna Şekli**
Tam Boy

DETAILS

- Cabin Coating**
Decorative Stainless
- Cabin Accessories**
Satin Stainless
- Cabin Ceiling**
Laser Cutting
- Cabin Floor**
Granite
- Cabin Mirror**
Full Height

F3400

DETAYLAR

Kabin İçi Kaplama
Dekoratif Paslanmaz

Kabin İçi Aksesuar
Dekoratif Paslanmaz

Kabin İçi Tavan
Lazer Kesim

Kabin İçi Taban
Granit

Kabin İçi Ayna Şekli
Yarım Boy

DETAILS


Cabin Coating
Decorative Stainless

Cabin Accessories
Decorative Stainless

Cabin Ceiling
Laser Cutting

Cabin Floor
Granite

Cabin Mirror
Half Height



F3500



DETAYLAR

- Kabin İçi Kaplama**
Dekoratif Paslanmaz
- Kabin İçi Aksesuar**
Dekoratif Paslanmaz
- Kabin İçi Tavan**
Lazer Kesim
- Kabin İçi Taban**
Granit
- Kabin İçi Ayna Şekli**
Tam Boy

DETAILS

- Cabin Coating**
Decorative Stainless
- Cabin Accessories**
Decorative Stainless
- Cabin Ceiling**
Laser Cutting
- Cabin Floor**
Granite
- Cabin Mirror**
Full Height

F3600

DETAYLAR

Kabin İçi Kaplama
Lamine Cam

Kabin İçi Aksesuar
Dekoratif Paslanmaz

Kabin İçi Tavan
Lazer Kesim

Kabin İçi Taban
Granit

Kabin İçi Ayna Şekli
Tam Boy

DETAILS

Cabin Coating
Laminated Glass

Cabin Accessories
Decorative Stainless

Cabin Ceiling
Laser Cutting

Cabin Floor
Granite

Cabin Mirror
Full Height



F3700



DETAYLAR

- Kabin İçi Kaplama**
Laminat
- Kabin İçi Aksesuar**
Dekoratif Paslanmaz
- Kabin İçi Tavan**
Lazer Kesim
- Kabin İçi Taban**
Granit
- Kabin İçi Ayna Şekli**
Tam Boy

DETAILS

- Cabin Coating**
Laminate
- Cabin Accessories**
Decorative Stainless
- Cabin Ceiling**
Laser Cutting
- Cabin Floor**
Granite
- Cabin Mirror**
Full Height

F3800

DETAYLAR

Kabin İçi Kaplama
lamine Cam

Kabin İçi Aksesuar
Satine Paslanmaz

Kabin İçi Tavan
Lazer Kesim

Kabin İçi Taban
Granit

DETAILS

Cabin Coating
Laminated Glass

Cabin Accessories
Satin Stainless

Cabin Ceiling
Laser Cutting

Cabin Floor
Granite



F3900



DETAYLAR

Kabin İçi Kaplama
Lamine Cam

Kabin İçi Aksesuar
Satine Paslanmaz

Kabin İçi Tavan
Lazer Kesim

Kabin İçi Taban
Granit

DETAILS

Cabin Coating
Laminated Glass

Cabin Accessories
Satin Stainless

Cabin Ceiling
Laser Cutting

Cabin Floor
Granite

F4000

DETAYLAR

Kabin İçi Kaplama
Lamine Cam

Kabin İçi Aksesuar
Satine Paslanmaz

Kabin İçi Tavan
Lazer Kesim

Kabin İçi Taban
Granit

DETAILS

Cabin Coating
Laminated Glass

Cabin Accessories
Satin Stainless

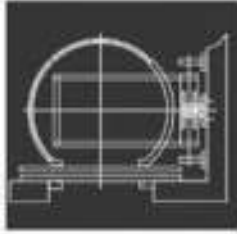
Cabin Ceiling
Laser Cutting

Cabin Floor
Granite



Panoramik Kabinler

Panoramic Cabins



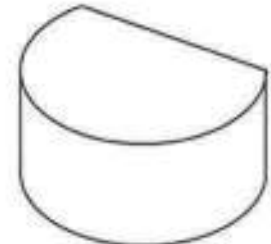
PCM01




PCM02



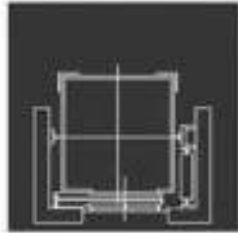
PCC01



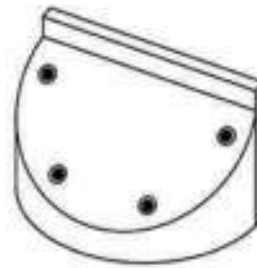
PCC01



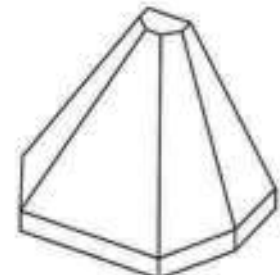
PCM03



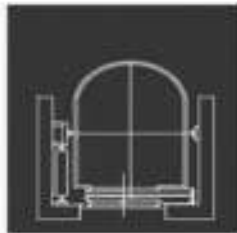
PCM04



PCC01



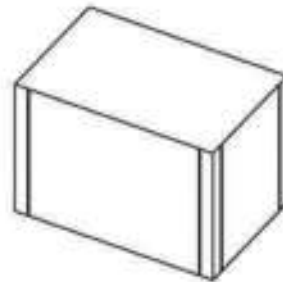
PCC01



PCM05



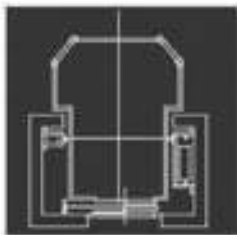
PCM06



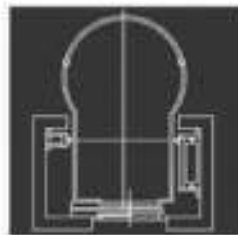
PCC01



PCC01



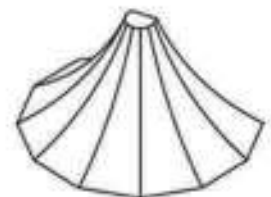
PCM07



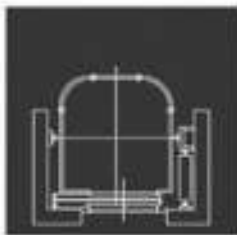
PCM08



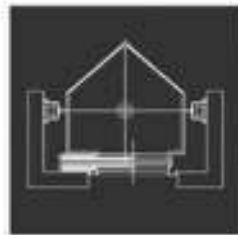
PCC01



PCC01



PCM09



PCM10

F4100

DETAYLAR

Kabin İçi Kaplama
Satine Paslanmaz &
Laminat

Kabin İçi Aksesuar
Satine Paslanmaz

Kabin İçi Tavan
Lazer Kesim

Kabin İçi Taban
Baklava Saç

DETAILS

Cabin Coating
Satin Stainless &
Laminate

Cabin Accessories
Satin Stainless

Cabin Ceiling
Laser Cutting

Cabin Floor
Diamond Sheet

Cabin Mirror
Half Height



F4200



DETAYLAR

Kabin İçi Kaplama
Satine Paslanmaz

Kabin İçi Aksesuar
Satine Paslanmaz

Kabin İçi Tavan
Lazer Kesim

Kabin İçi Taban
Baklava Saç

DETAILS

Cabin Coating
Satin Stainless

Cabin Accessories
Satin Stainless

Cabin Ceiling
Laser Cutting

Cabin Floor
Diamond Sheet

Cabin Mirror
Half Height

F4300

DETAYLAR

Kabin İçi Kaplama
Elektrostatik Toz Boya
(RAL-7032)

Kabin İçi Aksesuar
Elektrostatik Toz Boya
(RAL-7032)

Kabin İçi Tavan
Lazer Kesim

Kabin İçi Taban
Baklava Saç

DETAILS

Cabin Coating
Electrostatic Powder
Paint (RAL-7032)

Cabin Accessories
Electrostatic Powder
Paint (RAL-7032)

Cabin Ceiling
Laser Cutting

Cabin Floor
Diamond Sheet

Cabin Mirror
Half Height



F4400

DETAYLAR

Kabin İçi Kaplama
Satine Paslanmaz &
Laminat

Kabin İçi Aksesuar
Satine Paslanmaz

Kabin İçi Tavan
Lazer Kesim

Kabin İçi Taban
Spek

DETAILS

Cabin Coating
Satin Stainless &
Laminate

Cabin Accessories
Satin Stainless

Cabin Ceiling
Laser Cutting

Cabin Floor
Spek

Cabin Mirror
Half Height



Kabin Karkası

Cabin Frame



Kuyu Dibi & Son Kat Mesafesi Az Olan Projelere Özel Çözüm

Special Solution For Low Headroom and Pit

MRL TERS "L" KARKAS

MRL Reverse "L" Frame

Ağırlık Karkası

Counter Weight Frame



Kabin Karkası


Cabin Frame

HİDROLİK "L" KARKAS HYDRAULIC "L" FRAME




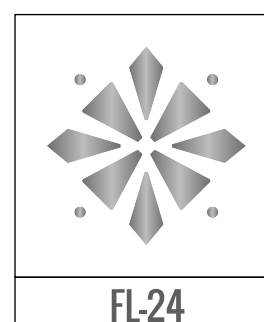
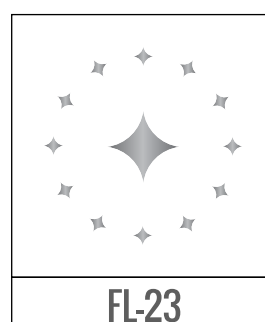
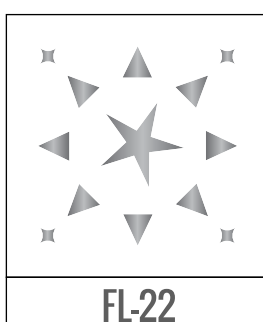

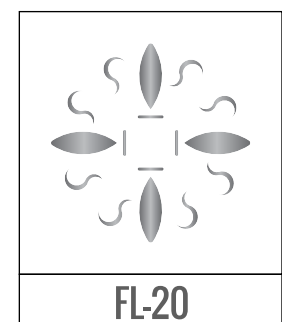
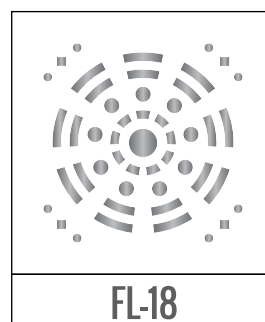
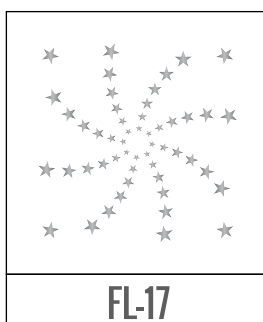
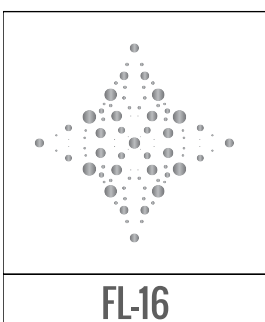
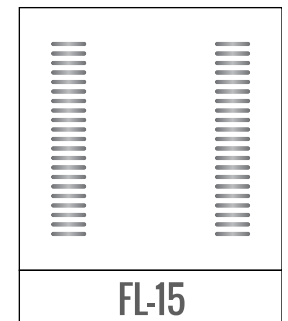


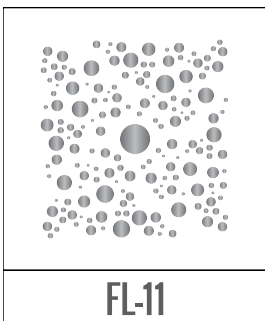
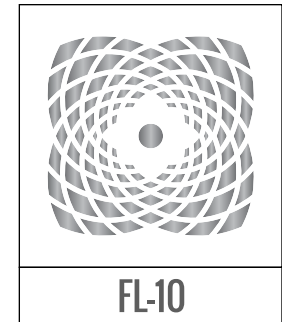

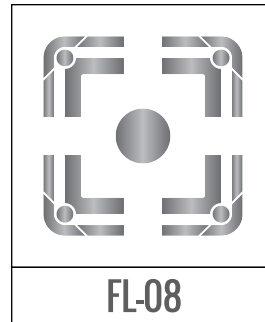
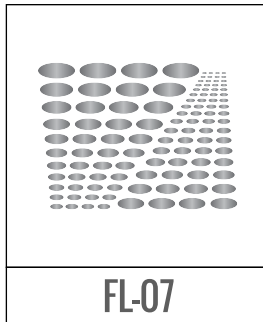

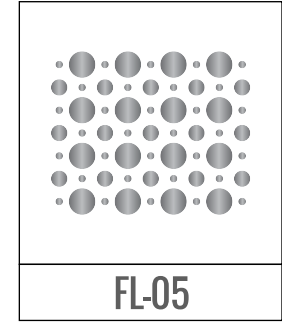
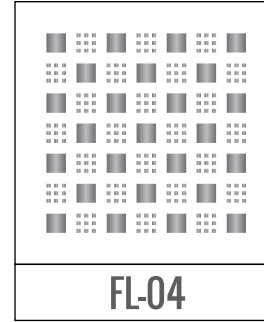
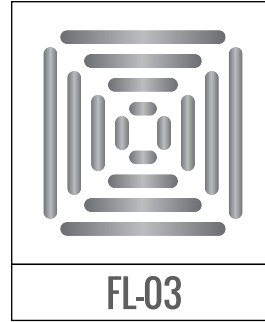
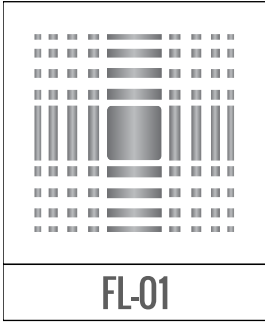
MRL Makine Şasesi

MRL Machine Frame





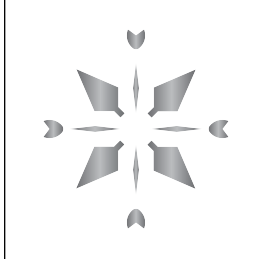
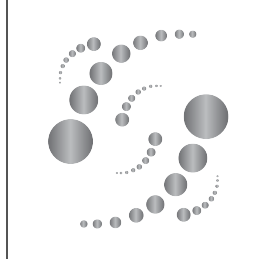




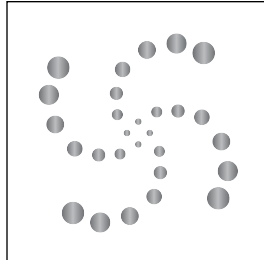
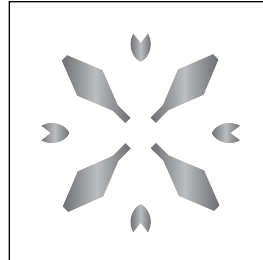
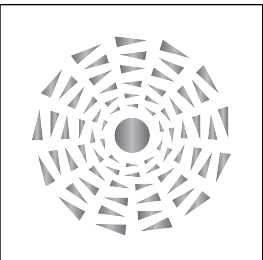
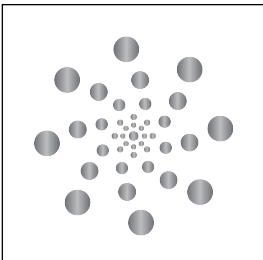


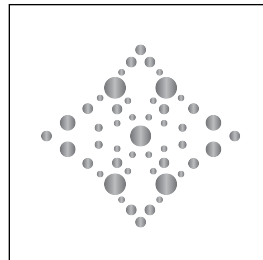

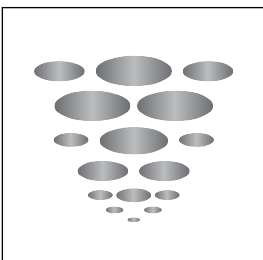





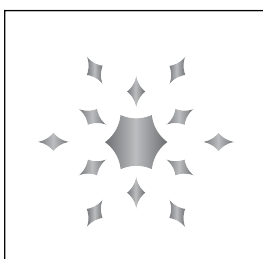
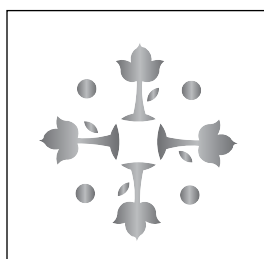
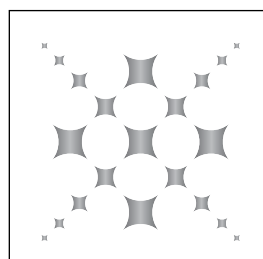
Tavan Modelleri

Ceiling Options



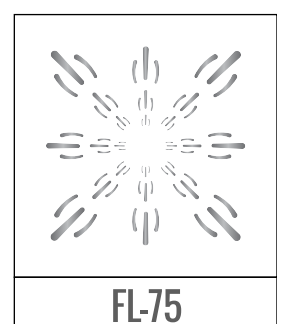






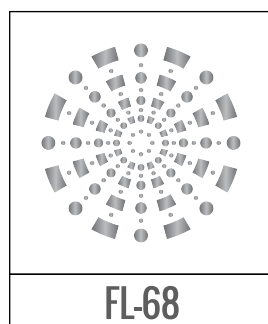
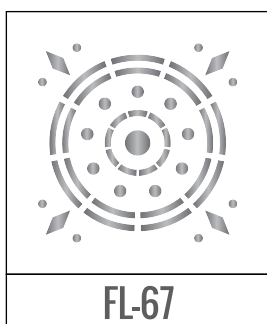






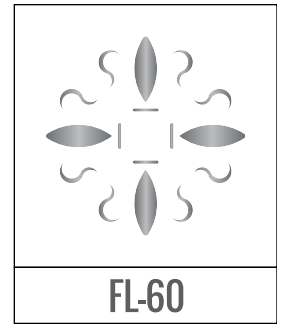
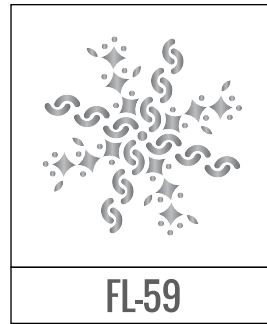
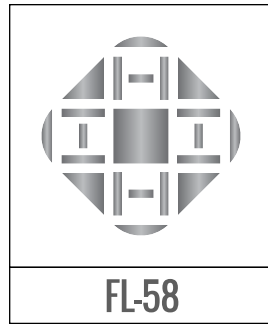

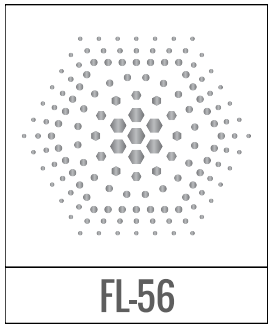
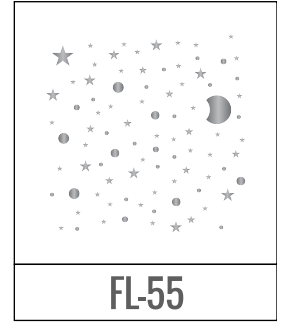
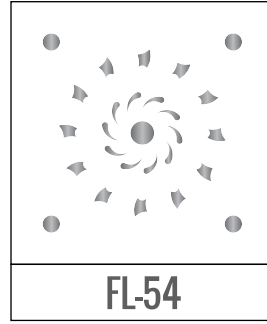
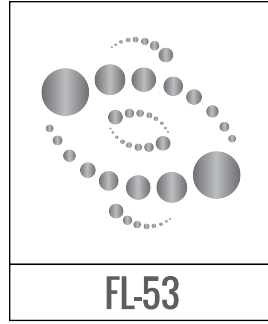
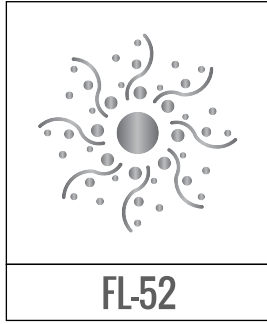
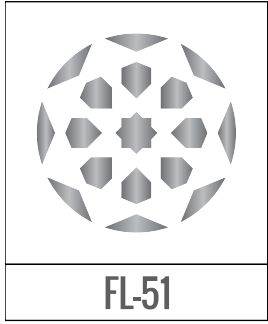
Tavan Modelleri

Ceiling Options

				
FL-26	FL-27	FL-28	FL-29	FL-30
				
FL-31	FL-32	FL-33	FL-34	FL-35
				
FL-36	FL-37	FL-38	FL-39	FL-40
				
FL-41	FL-42	FL-43	FL-44	FL-45
				
FL-46	FL-47	FL-48	FL-49	FL-50



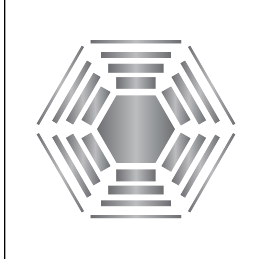
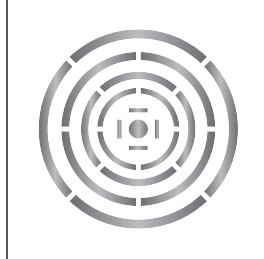

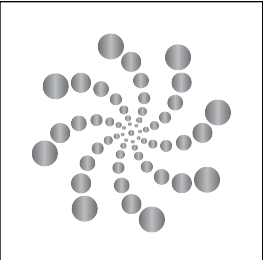

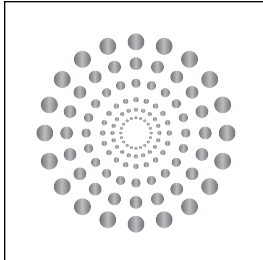
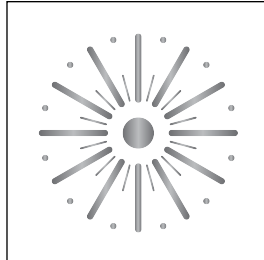
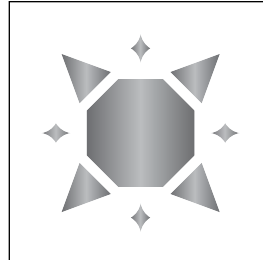



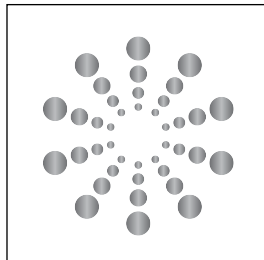
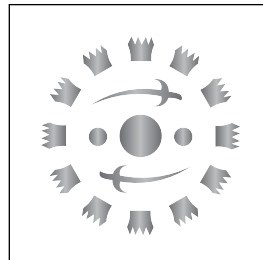




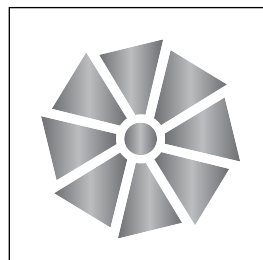

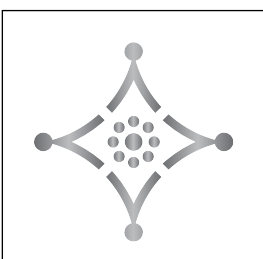

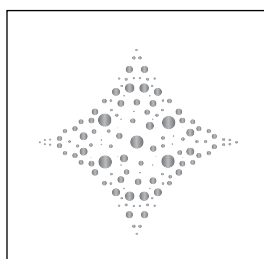

Tavan Modelleri

Ceiling Options



Tavan Modelleri

Ceiling Options

				
FL-76	FL-77	FL-78	FL-79	FL-80
				
FL-81	FL-82	FL-83	FL-84	FL-85
				
FL-86	FL-87	FL-88	FL-89	FL-90
				
FL-91	FL-92	FL-93	FL-94	FL-95
				
FL-96	FL-97	FL-98	FL-99	FL-100

Laminat Modelleri

Laminate Options



FL-1039




FL-1049



FL-1050




FL-1053



FL-1066



FL-2016



FL-2024



FL-2029



FL-2039



FL-2040



FL-2047



FL-3036



FL-3038



FL-3051



FL-3053



FL-3056



FL-3075



FL-3077



FL-3083



FL-3084

Laminat Modelleri

Laminate Options



FL-3088



FL-3092



FL-3096



FL-3099



FL-3103



FL-3107



FL-3110



FL-3111



FL-3113



FL-3123



FL-3124



FL-3125



FL-3126



FL-3127



FL-3143



FL-3157



FL-3158



FL-4019



FL-5075

Paslanmaz Modelleri

Stainless Steel Options



FSD-10



FSD-20



FSD-30



FSD-40



FSD-50




FSD-60



FSD-70



FSD-80



FSD-90



FSD-100




FSD-110



FSD-120



FSD-130



FSD-140



FSD-150



FSD-160



FSD-170




FSD-180



FSD-190



FSD-200



FSD-210



FSD-220



FSD-230



FSD-240



FSD-250



FSD-260



FSD-270



FSD-280



FSD-290



FSD-300

Zemin Modelleri

Floor Options



GRANIT - FG-01



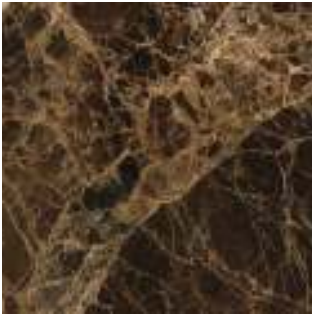
GRANIT - FG-02




GRANIT - FG-03



GRANIT - FG-04



GRANIT - FG-05



GRANIT - FG-06



SPEEK - FS-07



SPEEK - FS-08



SPEEK - FS-09



